



INVEST IN THE FUTURE

CHARGE



CHARGERS - BATTERY SUPPORT UNITS - BOOSTERS - STARTERS
TESTERS - PORTABLE ENERGY - JUMPER CABLES - EV CHARGING - ACCESSORIES

2025 A

A solid manufacturing group

900 people

C1+
Credit Rating
Banque de France

€ 140 000 000

55 000 m²
2 factories



FRENCH MANUFACTURER
SINCE 1964

A family company



Nicolas & Bruno
Bouygues



Global coverage

125 countries

3 catalogues

3 500+ references



MMA/SAW
TIG/GTAW
MIG-MAG/GMAW-FCAW
Plasma cutting
Induction heating
Stud welding
Spot welding
Accessories
Protection
Consumables



Spot welding
Dent pulling
MIG-MAG/GMAW-FCAW
Plasma cutting
Induction heating
Riveting
Lifting
Bodyshop tools



Chargers
Battery support units
Boosters
Starters
Testers
Portable energy
Jumper cables
EV charging
Accessories



GYS FRANCE - HEADQUARTERS
Laval



GYS LOGISTIC CENTER
Laval



GYS GERMANY
Aachen



GYS U.K.
Rugby



GYS CHINA
Shanghai



GYS ITALIA
Venezia



GYS IBERICA
Madrid


Table of contents

CHARGERS & BATTERY SUPPORT UNIT	6 > 47
STARTERS & CHARGERS	48 > 51
BOOSTERS	52 > 70
ACCESSORIES	71 > 87



★★★★★ **THEY TRUST US** ★★★★★

ILS NOUS FONT CONFIANCE



CHARGERS & BATTERY SUPPORT UNIT

6 - 12 - 16 - 24 - 36 - 48 V

GYSFLASH

GYSFLASH Pb	6
GYSFLASH LITHIUM	9
GYSFLASH Pb / LITHIUM	10
GYSFLASH ON BOARD	18

CONVERTER DC/DC

ENERGYS DC · DC CHARGER	19
-------------------------	----

BATTERY SUPPORT UNIT


GYSFLASH PRO	20
GYSFLASH PRO CNT	22
STARTFLASH	28
EQUALIZE MODE	30
CNT TECHNOLOGY & ACCESSORIES	34

MORE

ARTIC	40
ENERGY / TCB	41
CT / CA / WATTMATIC	42
BATIUM	44
DIAG-BATIUM	46
MULTICHARGE STATION	47

CHARGERS Pb

BEST SELLER



GYSFLASH TECHNOLOGY

SSM

Save and load settings. Automatic restart in case of power cut.
Mémorisation des réglages. Redémarrage automatique en cas de coupure électrique.
Einstellungsspeicherung. Automatisches Starten nach einem Netzausfall.

START STOP

Start/stop Engine : Compatible with Start/Stop vehicles. Compatible véhicules Start/Stop. Geeignet für START-STOP- Fahrzeuge.

CAN BUS

Can Bus ready: compatible with Can Bus Technology, the Gysflash can be connected to the motorcycle 12V socket (cable is optional).

Can bus ready : compatible avec la technologie Can Bus, le Gysflash se branche directement sur la prise 12 V de la moto (câble en option).

Can-Bus Ready: Mit der Can-Bus Technologie kompatibel. Das GYSFLASH wird direkt an den 12V-Anschluss des Motorrads angeschlossen (Kabel optional).

Auto Recovery

Auto Recovery : Recovers deeply discharged (min 2V) and/or sulfated batteries.

Auto Recovery : Récupération des éléments des batteries profondément déchargées (mini 2V) et/ou sulfatées.

Auto Recovery: Wiederherstellung der Zellen bei tiefentladenen bzw. sulfatierten Batterien (min. 2V).

Cold Charge

"Cold charge" mode: performance-enhancing charging mode for cold or freezing weather conditions.

Mode "Cold charge": optimisation des performances en cas de temps froid ou de gel.

-Cold Charge--Modus: Leistungsoptimierung bei kaltem Wetter oder bei Frost.

Temperature Sensor

Fitted with a highly sensitive sensor, Gysflash automatically adjusts the charge based on ambient temperature.

Équipé d'un capteur haute sensibilité, le Gysflash ajuste automatiquement les paramètres de charge en fonction de la température ambiante.

Ausgestattet mit einem hochempfindlichen Sensor stellt das GYSFLASH automatisch die Ladeparameter der Umgebungstemperatur entsprechend ein.

Power Supply Mode

Power supply mode: Optimum floating charge, ideal for use during battery change to protect vehicle memory. Also for when the vehicle is not in use for extended periods or for demonstration use.

Source d'énergie : mode de maintien optimal de l'état de charge. Idéal pour les véhicules en hivernage, de démonstration, ou pour le remplacement de batterie.

Energiequelle: Aufrechterhaltung des Batteriezustands. Ideal für Saison-, Ausstellungsfahrzeuge oder bei Batteriewechsel.

GYSFLASH 1.12

1 A



F FLASH Connector



1.45 m 0.45 m 0.45 m
029361
UK: 029514

GYSFLASH 4.12 & 4.12S

0.8/4 A



F FLASH Connector




1.45 m 0.45 m 0.45 m
4.12 029422 UK: 029521
4.12S (110 V) 069190 072701 072817

GYSFLASH 6.12

0.8/6 A



F FLASH Connector



1.45 m 0.45 m 0.45 m
029378 UK: 029613

GYSFLASH 8.12

8 A




1.9 m
029385 UK: 029545

GYSFLASH 12.12

12 A



S SAE Connector



0.40 m 1.45 m
029392 UK: 029552

110V



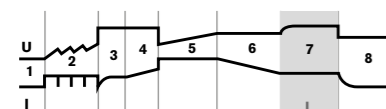
GYSFLASH 4.12 S
GYSFLASH 1.12 PL S



SMART CHARGE

7 STEP / 8 STEP

1. Status analysis
2. Recovery
3. Test desulfation
4. Desulfation
5. Fast charge 80%
6. Absorption
7. Refresh (for "8 step" only)
8. Floating 100%



REFRESH 8 STEP

Rebalancing of the battery cells for greater longevity (not available on all models). Rééquilibrage des cellules de la batterie pour plus de longévité (suivant modèle). Regenerierung der Batteriezellen für eine längere Lebensdauer (je nach Modell).

PATENTS REGISTERED NUMBERS
002280008 & 002279927
EUROPEAN TRADEMAR & DESIGN

	50 / 60 Hz	Power	I _{charge}	V	Charge	Maintenance	Zz	Ondulation/ Ripple	Charging curve	IP	Weight	Dimensions	Volume
GYSFLASH 1.12	220-240 V AC	18 W	1 A	12 V	2 > 32 Ah	2 > 100 Ah	<0.4 Ah/month	<150 mV Rms	IUoU	7 steps	0.44 kg	13 × 8 × 3.8 cm	30 × 15.5 × 6 / 0.6
GYSFLASH 4.12 GYSFLASH 4.12S	220-240 V AC 100-127 V AC	70 W	0.8/4 A	12 V	1.2 > 90 Ah	1.2 > 130 Ah	<0.4 Ah/month	<150 mV Rms	IUoU	7 steps	0.69 kg	17 × 9 × 5.1 cm	34.5 × 17.9 × 36.2 / 0.89
GYSFLASH 6.12	220-240 V AC	90 W	0.8/6 A	12 V	1.2 > 125 Ah	1.2 > 170 Ah	<0.4 Ah/month	<150 mV Rms	IUoU	8 steps	0.77 kg	19 × 10 × 5.2 cm	36 × 19.5 × 7 / 1
GYSFLASH 8.12	220-240 V AC	130 W	8 A	12 V	15 > 160 Ah	15 > 240 Ah	<0.4 Ah/month	<150 mV Rms	IUoU	8 steps	0.85 kg	19 × 10 × 5.2 cm	36 × 19.5 × 7 / 1
GYSFLASH 12.12	220-240 V AC	195 W	12 A	12 V	20 > 250 Ah	20 > 330 Ah	<0.4 Ah/month	<100 mV Rms	IUoU	8 steps	1.1 kg	22.1 × 11.1 × 5.8 cm	36.4 × 20 × 6.8 / 1.3

DESIGN GYS FRANCE
MADE IN GYS CHINA



CHARGERS Pb



HERITAGE • 6/12V

GYSFLASH 6 HERITAGE

0.8/6 A




029538

6/12/24V

GYSFLASH 6.24

0.8/6 A



029460
029644

GYSFLASH 9.24

9 A



029477
029651

Model	Voltage	Power	I charge	V	Charge	Maintenance	Zz	Ondulation/Ripple	Charging curve	Steps	IP	Weight	Dimensions (LxWxH)	Patents Registered Numbers	
														002280008 & 002279927 EUROPEAN TRADEMARK & DESIGN	
GYSFLASH 6 HERITAGE	220-240 V AC	2m	90 W	0.8/6 A	6/12 V	1.2 > 125 Ah	1.2 > 170 Ah	<0.4 Ah/month	<150 mV Rms	IUoU	8 steps	IP 65	0.77 kg	19 x 10 x 5.2 cm	36.5 x 19.4 x 7 cm / 1
GYSFLASH 6.24	220-240 V AC	2m	130 W	0.8/6 A	6/12 V	1.2 > 125 Ah	1.2 > 170 Ah	<0.4 Ah/month	<150 mV Rms	IUoU	7 step	IP 65	0.85 kg	19 x 10 x 5.2 cm	36.5 x 19.5 x 7 cm / 1
				0.8/4 A	24 V	1.2 > 100 Ah	1.2 > 140 Ah								
GYSFLASH 9.24	220-240 V AC	2m	190 W	9 A	6/12 V	18 > 220 Ah	18 > 300 Ah	<0.4 Ah/month	<100 mV Rms	IUoU	8 step	IP 65	1.1 kg	22.1 x 11.1 x 5.8 cm	36.5 x 19.5 x 7 cm / 1.3
				6 A	24 V	15 > 125 Ah	15 > 170 Ah								

GYSFLASH TECHNOLOGY



Save and load settings. Automatic restart in case of power cut.
Mémorisation des réglages. Redémarrage automatique en cas de coupure électrique.
Einstellungsspeicherung. Automatisches Starten nach einem Netzausfall.



Start/stop Engine :
Compatible with Start/Stop vehicles.
Compatible véhicules Start/Stop.
Geeignet für START-STOP- Fahrzeuge.



Can Bus ready: compatible with Can Bus Technology, the Gysflash can be connected to the motorcycle 12V socket (cable is optional).
Can bus ready : compatible avec la technologie Can Bus, le Gysflash se branche directement sur la prise 12 V de la moto (câble en option).
Can-Bus Ready: Mit der Can-Bus Technologie kompatibel. Das GYSFLASH wird direkt an den 12V-Anschluss des Motorrads angeschlossen (Kabel optional).



Auto Recovery : Recovers deeply discharged (min 2V) and/or sulfated batteries.
Auto Recovery : Récupération des éléments des batteries profondément déchargées (mini 2V) et/ou sulfatées.
Auto Recovery: Wiederherstellung der Zellen bei tiefentladenen bzw. sulfatierten Batterien (min. 2V).

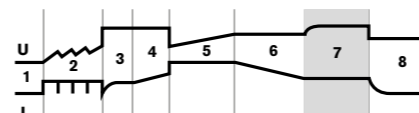


Fitted with a highly sensitive sensor, Gysflash automatically adjusts the charge based on ambient temperature.
Équipé d'un capteur haute sensibilité, le Gysflash ajuste automatiquement les paramètres de charge en fonction de la température ambiante.
Ausgestattet mit einem hochempfindlichen Sensor stellt das GYSFLASH automatisch die Ladeparameter der Umgebungstemperatur entsprechend ein.

SMART CHARGE 7 STEP / 8 STEP / 8 STEP LiFePO4

Pb

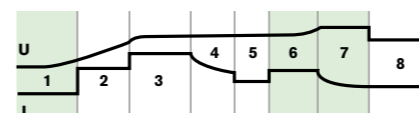
- Status analysis
- Recovery
- Test desulfation
- Desulfation
- Fast charge 80%
- Absorption
- Refresh (for "8 step" only)
- Floating 100%



Rebalancing of the battery cells for greater longevity (not available on all models).
Rééquilibrage des cellules de la batterie pour plus de longévité (suivant modèle).
Regenerierung der Batteriezellen für eine längere Lebensdauer (je nach Modell).

LiFePO4 (LFP)

- UVP Wake up - Status analysis
- Recovery
- Fast charge 90%
- Absorption 95%
- Test
- Completion
- Equalization
- Floating 100%



UVP Wake up (Under Voltage Protection) Battery reactivation when in UVP protection.
Réactivation de la batterie en protection UVP. Reaktivierung der Batterie mit UVP-Schutz.

Equalizing Balancing System Balancing of the battery cells.
Équilibrage des cellules. Ausgleich der Batteriezellen.




CHARGERS LiFePO4



12V

GYSFLASH 1.12 Lithium

1 A



029675

GYSFLASH 6.12 Lithium

4/6 A




029729

DESIGN
GYS FRANCE
MADE IN
GYS CHINA

Model	Voltage	Power	I charge	V	Charge	Maintenance	Zz	Ondulation/Ripple	Charging curve	Steps	IP	Weight	Dimensions (LxWxH)	Patents Registered Numbers	
														002280008 & 002279927 EUROPEAN TRADEMARK & DESIGN	
GYSFLASH 1.12 Lithium	220-240 V AC	1m	18 W	1 A	12 V	0.5 > 20 Ah	0.5 > 50 Ah	<0.4 Ah/month	<150 mV Rms	IUoU	8 step	IP 65	0.44 kg	13 x 8 x 3.8 cm	29.7 x 15 x 5.7 / 0.6
GYSFLASH 6.12 Lithium	220-240 V AC	2m	90 W	4/6 A	12 V	1.2 > 125 Ah	1.2 > 170 Ah	<0.4 Ah/month	<150 mV Rms	IUoU	8 step	IP 65	0.77 kg	19 x 10 x 5.2 cm	36.5 x 19.5 x 7 / 1



CHARGERS Pb / LiFePO₄



12V


12/24V

GYSFLASH 1.12 PL & 1.12 PL S

1A

GO > 7V | SSM | START STOP | CAN BUS

7 STEP Pb | 8 STEP LiFePO₄



1.12 PL
026902
027541


1.12 PL S (110 V)
070851
072794
072824

GYSFLASH 8.12 PL

1/4 / 8A

GO > 2V | SSM | START STOP | CAN BUS

7 STEP Pb | 8 STEP LiFePO₄



069282

GYSFLASH 18.12 PL

7/12 / 18A GO > 2V

GO > 2V | SSM | START STOP

7 STEP Pb | 8 STEP LiFePO₄




026926

GYSFLASH 30.12 PL

7/15 / 30A

GO > 2V | SSM | START STOP

7 STEP Pb | 8 STEP LiFePO₄



029668
026070

GYSFLASH 20.12/24 PL

7/15 / 20A

GO > 2V | SSM | START STOP

7 STEP Pb | 8 STEP LiFePO₄



026049
027558

DESIGN GYS FRANCE	MADE IN GYS CHINA	MADE IN FRANCE	50 / 60 Hz	Power	I _{charge}	V	Charge	Maintenance	Zz	Ondulation/ Ripple	Charging curve	IP	Weight	Dimensions	Volume	
GYSFLASH 1.12 PL	GYSFLASH 1.12 PL S	GYSFLASH 1.12 PL	220-240 V AC	20 W	1 A	12 V	2 > 32 Ah (Pb) 0.5 > 20 Ah (LiFePO ₄)	2 > 100 Ah (Pb) 0.5 > 50 Ah (LiFePO ₄)	<0.4 Ah/month	<150 mV Rms	IUoU	7 step (Pb) 8 step (LiFePO ₄)	IP 65	0,69 kg	17 × 9 × 5.1 cm	33 × 17.5 × 6 / 0.8
GYSFLASH 8.12 PL	GYSFLASH 8.12 PL	GYSFLASH 8.12 PL	220-240 V AC	130 W	1/4/8 A	12 V	15 > 160 Ah (Pb) 1.2 > 160 Ah (LiFePO ₄)	15 > 240 Ah (Pb) 1.2 > 240 Ah (LiFePO ₄)	<0.4 Ah/month	<150 mV Rms	IUoU	7 step (Pb) 8 step (LiFePO ₄)	IP 65	0,85 kg	19 × 10 × 5.2 cm	—
GYSFLASH 18.12 PL	GYSFLASH 18.12 PL	GYSFLASH 18.12 PL	220-240 V AC	300 W	7/12/18 A	12 V	15 > 270 Ah (Pb) 7 > 270 Ah (LiFePO ₄)	15 > 270 Ah (Pb) 7 > 270 Ah (LiFePO ₄)	<0.5 Ah/month	<100 mV Rms	IUoU	7 step (Pb) 8 step (LiFePO ₄)	IP 31	1,55 kg	19 × 19 × 7.3 cm	30 × 22 × 9 / 1.9

DESIGN GYS FRANCE	MADE IN GYS CHINA	MADE IN FRANCE	50 / 60 Hz	Power	I _{charge}	V	Charge	Maintenance	Zz	Ondulation/ Ripple	Charging curve	IP	Weight	Dimensions	Volume	
GYSFLASH 30.12 PL	GYSFLASH 30.12 PL	GYSFLASH 30.12 PL	220-240 V AC	500 W	7/15/30 A	12 V	15 > 375 Ah (Pb) 7 > 375 Ah (LiFePO ₄)	15 > 375 Ah (Pb) 7 > 375 Ah (LiFePO ₄)	<0.5 Ah/month	<150 mV Rms	IUoU	7 step (Pb) 8 step (LiFePO ₄)	IP 31	1,85 kg	19 × 19 × 7.3 cm	30 × 22 × 9 / 2.2
GYSFLASH 20.12/24 PL	GYSFLASH 20.12/24 PL	GYSFLASH 20.12/24 PL	220-240 V AC	500 W	7/15/20 A 7/15 A 24 V	12 V 24 V	15 > 300 Ah (Pb) 7 > 300 Ah (LiFePO ₄)	15 > 300 Ah (Pb) 7 > 300 Ah (LiFePO ₄)	<1 Ah/month	<150 mV Rms	IUoU	7 step (Pb) 8 step (LiFePO ₄)	IP 31	1,85 kg	19 × 19 × 7.3 cm	30 × 22 × 8.5 / 2.2

GYSFLASH TECHNOLOGY

SSM

Save and load settings. Automatic restart in case of power cut.

Mémorisation des réglages. Redémarrage automatique en cas de coupure électrique.

Einstellungsspeicherung. Automatisches Starten nach einem Netzausfall.

START STOP

Start/stop Engine :
Compatible with Start/Stop vehicles.
Compatible véhicules Start/Stop.
Geeignet für START-STOP- Fahrzeuge.

Auto Recovery

Auto Recovery : Recovers deeply discharged (min 2V) and/or sulfated batteries.

Auto Recovery : Récupération des éléments des batteries profondément déchargées (mini 2V) et/ou sulfatées.

Auto Recovery: Wiederherstellung der Zellen bei tiefentladenen bzw. sulfatierten Batterien (min. 2V).

t°

Fitted with a highly sensitive sensor, Gysflash automatically adjusts the charge based on ambient temperature.

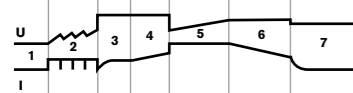
Équipé d'un capteur haute sensibilité, le Gysflash ajuste automatiquement les paramètres de charge en fonction de la température ambiante.

Ausgestattet mit einem hochempfindlichen Sensor stellt das GYSFLASH automatisch die Ladeparameter der Umgebungstemperatur entsprechend ein.

SMART CHARGE 7 / 8 STEP

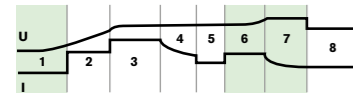
Pb

1. Status analysis
2. Recovery
3. Test desulfation
4. Desulfation
5. Fast charge 80%
6. Absorption
7. Floating 100%



LiFePO₄ (LFP) / Li-ion

1. UVP Wake up
2. Recovery
3. Fast charge 90%
4. Absorption 95%
5. Test
6. Completion
7. Equalization
8. Floating 100%



UVP Wake up (Under Voltage Protection)
Battery reactivation when in UVP protection.
Réactivation de la batterie en protection UVP.
Reaktivierung der Batterie mit UVP-Schutz.

Equalizing Balancing System
Balancing of the battery cells.
Équilibrage des cellules.
Ausgleich der Batteriezellen.

GYSFLASH Pb / LITHIUM

CHARGER Pb / LiFePO₄

INTENSIVE



SC SMART COOLING TECHNOLOGY

100% DUST PROOF



SILENT


IP 23

INDOOR / OUTDOOR

12V

GYSFLASH 32.12 PL

7/15 / 30 A



GYSFLASH Pb

CHARGER Pb


INCLUDED

Fixing kit




OPTIONS

Magnetfix 50
029637



GYSFLASH PRO vertical wall mounting kit
082694



INTENSIVE



SHOCK RESISTANT

IP 65

INDOOR / OUTDOOR

12/24V

GYSFLASH 15.24 XTREM

15 A



Double insulation

ROBUST & SAFE
2 pts connection




INCLUDED

Fixing kit for Gysflash 32.12 PL, 15.24 XTREM



OPTIONS

NATO CONNECTOR
026780



2 pts/NATO Spiral
5 m
028968



2 pts/NATO
5 m - 4 mm²
025837



2 pts/DIN 1490
Emergency vehicle
5 m
028777

MADE IN FRANCE	PATENTS REGISTERED NUMBERS 002280008 & 002279927 EUROPEAN TRADEMARK & DESIGN	50/60 Hz	Power	I _{charge}	V	Charge	Maintenance	Zz	Ondulation/ Ripple	Charging curve	IP	Weight	Dimensions	L x W x H cm / kg
	GYSFLASH 32.12 PL	230V	500W	7/15/30 A	12V	10 · 400 Ah	<0.5 Ah/month	<150 mV Rms	IUoU	IP 23	4,7 kg	8 × 25 × 20 cm	36 × 27,5 × 20,5 / 4,6	
	GYSFLASH 15.24 XTREM	230V	500W	7/10/15 A	12/24V	5 · 240 Ah	<1 Ah/month	<150 mV Rms	IUoU	IP 65	5,4 kg	7,5 × 25 × 21 cm	27 × 20 × 36 / 5,4	

GYSFLASH TECHNOLOGY

SSM

Save and load settings. Automatic restart in case of power cut.

Mémorisation des réglages. Redémarrage automatique en cas de coupure électrique.

Einstellungsspeicherung. Automatisches Starten nach einem Netzausfall.

START STOP

Start/stop Engine :
Compatible with Start/Stop vehicles.
Compatible véhicules Start/Stop.
Geeignet für START-STOP- Fahrzeuge.

Auto Recovery

Auto Recovery : Recovers deeply discharged (min 2V) and/or sulfated batteries.

Auto Recovery : Récupération des éléments des batteries profondément déchargées (mini 2V) et/ou sulfatées.

Auto Recovery: Wiederherstellung der Zellen bei tiefentladenen bzw. sulfatierten Batterien (min. 2V).

t°

Fitted with a highly sensitive sensor, Gysflash automatically adjusts the charge based on ambient temperature.

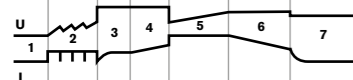
Équipé d'un capteur haute sensibilité, le Gysflash ajuste automatiquement les paramètres de charge en fonction de la température ambiante.

Ausgestattet mit einem hochempfindlichen Sensor stellt das GYSFLASH automatisch die Ladeparameter der Umgebungstemperatur entsprechend ein.

SMART CHARGE 7 STEP / 8 STEP

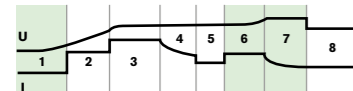
Pb

1. Status analysis
2. Recovery
3. Test desulfation
4. Desulfation
5. Fast charge 80%
6. Absorption
7. Floating 100%



LiFePO₄ (LFP) / Li-ion

1. UVP Wake up - Status analysis
2. Recovery
3. Fast charge 90%
4. Absorption 95%
5. Test
6. Completion
7. Equalization
8. Floating 100%



UVP Wake up (Under Voltage Protection)
Battery reactivation when in UVP protection.
Réactivation de la batterie en protection UVP.
Reaktivierung der Batterie mit UVP-Schutz.

Equalizing Balancing System
Balancing of the battery cells.
Équilibrage des cellules.
Ausgleich der Batteriezellen.



GYSFLASH Pb / LITHIUM

ELECTRO MOBILITY CHARGERS

Pb / Lithium

LiFePO₄ / Li-ion / Li-Po / NMC / LCO / MCO / NCA...



24 V • ELECTRICAL MOBILITY

GYSFLASH 6.24 PL

6 A GO > 2 V

GO > 2 V SSM

7 STEP Pb 8 STEP LiFePO₄ 8 STEP Li-ion

SAE Connector

1.45 m 0.45 m 0.45 m

027398



48 • INDUSTRY / ELECTROMOBILITY

GYSFLASH 3.48 PL

3 A GO > 5 V SSM

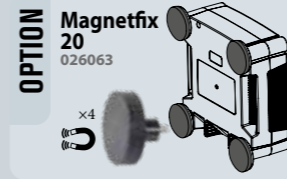
GO > 5 V SSM

7 STEP Pb 8 STEP LiFePO₄ 8 STEP Li-ion

SAE Connector

1.45 m 0.45 m

027893



36 / 48 • INDUSTRY / ELECTROMOBILITY

GYSFLASH 10.36/48 PL

10 A GO > 5 V SSM

GO > 5 V SSM

7 STEP Pb 8 STEP LiFePO₄ 8 STEP Li-ion

ANDERSON Connector

1.9 m (4 mm²)

027060



DESIGN GYS FRANCE	PATENTS REGISTERED NUMBERS 002280008 & 002279927 EUROPEAN TRADEMARK & DESIGN	50 / 60 Hz	Power	I _{charge}	V	n cell	Charge	Maintenance	Zz	Ondulation/Ripple	Charging curve	IP	Weight	L x W x H cm / kg						
MADE IN GYS CHINA	GYSFLASH 6.24 PL	220-240 V AC	2 m	190 W	6 A	24V	Pb	12	8	6	15 > 125 Ah (Pb) 2 > 125 Ah (Li)	15 > 170 Ah (Pb) 2 > 170 Ah (Li)	<0.4 Ah /month	<150 mV Rms	IUoU	7 step (Pb) 8 step (Li)	IP 65	1,1 kg	22.1 x 11.1 x 5.8 cm	36.3 x 19.3 x 6.7 cm / 1.4
							LFP	15/16	13/14	6 > 60 Ah (Pb) 3 > 60 Ah (Li)	6 > 60 Ah (Pb) 3 > 60 Ah (Li)	<0.4 Ah /month	<150 mV Rms	IUoU	7 step (Pb) 8 step (Li)	IP 65	1,1 kg	22.1 x 11.1 x 5.8 cm	36 x 19.5 x 7 cm / 1.2	
MADE IN FRANCE	GYSFLASH 10.36/48 PL	220-240 V AC	2 m	500 W	10 A	36V	Pb	18	12	9	20 > 230 Ah (Pb) 10 > 230 Ah (Li)	20 > 230 Ah (Pb) 10 > 230 Ah (Li)	<0.4 Ah /month	<150 mV Rms	IUoU	7 step (Pb) 8 step (Li)	IP 31	1,85 kg	19 x 19 x 7.3 cm	22 x 30 x 8 cm / 2
							LFP	15/16	13/14	15 > 160 Ah (Pb) 8 > 160 Ah (Li)	15 > 160 Ah (Pb) 8 > 160 Ah (Li)	<0.4 Ah /month	<150 mV Rms	IUoU	7 step (Pb) 8 step (Li)	IP 31	1,85 kg	19 x 19 x 7.3 cm	22 x 30 x 8 cm / 2	

ELECTROMOBILITY

MOBILITY



OUTDOOR



INDUSTRY



MEDICAL






CHARGERS ON BOARD

Pb NMC / LCO / MCO / NCA...
Lithium LiFePO4 / Li-ion / Li-Po



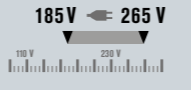
BROCHURE
GYSFLASH
18.12 PL-E




INCLUDED



PFC POWER FACTOR CORRECTION



OPEN & CONNECT




12V	24V	48V
GYSFLASH 18.12 PL-E 18 A Pb / LFP 025806	GYSFLASH 15.24 PL-E 15 A Pb / Traction / LFP / Li-ion 025943	GYSFLASH 8.48 PL-E 8 A Pb / Traction / LFP / Li-ion 025950



DC · DC CONVERTER REVERSIBLE

Pb Liquid / Gel, AGM
Lithium LiFePO4

NEW
01 2025

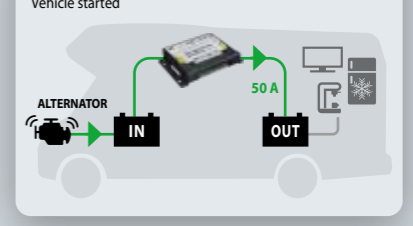


Regulation N°10 certified

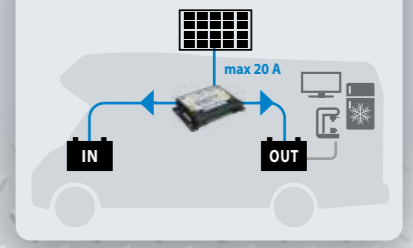
ENERGYS DC/DC 50.12 / 24
50 A
072534

Bat. input		Bat. output		Solar input		EFFICIENCY	Zz	mm	g
U	I max	U	I max	U _{MPPT}	I max				
12/24V	50A	12/24V	50A	9-30V	20A	98%	<2.5 mA	135 × 35 × 200	560

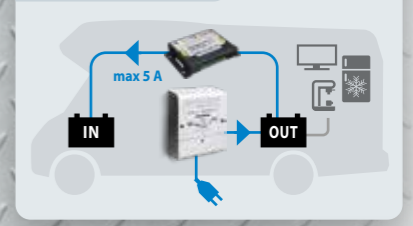
EURO 6 STANDARD



SOLAR REGULATOR




REVERSIBLE CHARGE (Over-wintering)



MORE OUTPUT POWER PARALLEL CHARGING



OPEN & CONNECT



SMART CHARGE

Pb

- Status analysis
- Recovery
- Test desulfation
- Desulfation
- Fast charge 80%
- Absorption
- Floating 100%

LiFePO4 (LFP) / Li-ion

- Status analysis
- Recovery
- Fast charge 90%
- Absorption 95%
- Test
- Completion
- Equalization
- Floating 100%

Pb TRACTION

- Status analysis
- Recovery
- Sulphation test
- Desulfation
- Fast charge 80%
- Absorption
- Test Absorption
- Refresh
- Floating 100%

UVP Wake up (Under Voltage Protection)
Battery reactivation when in UVP protection.
Réactivation de la batterie en protection UVP.
Reaktivierung der Batterie mit UVP-Schutz.

Equalizing Balancing System
Balancing of the battery cells.
Équilibrage des cellules.
Ausgleich der Batteriezellen.

GYSFLASH PL-E TECHNOLOGIES

SSM Save and load settings. Automatic restart in the event of a power cut.
Mémorisation des réglages. Redémarrage automatique en cas de coupure électrique.
Einstellungsspeicherung. Automatisches Starten nach einem Netzausfall.

Auto Recovery : Recovers deeply discharged (min 2V) and/or sulfated batteries.
Auto Recovery : Récupération des éléments des batteries profondément déchargées (mini 2V) et/ou sulfatées.
Auto Recovery: Wiederherstellung der Zellen bei tiefentladenen bzw. sulfatierten Batterien (min. 2V).

SPECIAL PROJECT - CONTACT US

Contact us for special projects. Quick customization : CAN BUS / CAN Open / J1939 / NMEA 2000 / R5485 / SM BVS / Automation / Relays...

SC SMART COOLING TECHNOLOGY

100% DUST PROOF

SILENT

ALU RUST PROTECTION

ULTRA LIGHTWEIGHT

VIBRATION & SHOCK RESISTANT


-25 / +60°C

HIGH EFFICIENCY Up to 15% Energy Saving
93%

EMC class B

MADE IN FRANCE	50 / 60 Hz	START MINI	I max	25°C @ 100%					40°C @ 100%					50°C @ 100%					60°C @ 100%					Zz	Ondulation/ Ripple	IP	g	mm	L x W x H cm / kg
				Pb	LFP	<0.4 Ah /month	<0.4 Ah /month	<0.4 Ah /month	<0.4 Ah /month	Pb	LFP	<0.4 Ah /month	<0.4 Ah /month	<0.4 Ah /month	<0.4 Ah /month	Pb	LFP	<0.4 Ah /month	<0.4 Ah /month	<0.4 Ah /month	Pb	LFP	<0.4 Ah /month						
GYSFLASH 18.12 PL-E	230V	12V	300W	2V	18A	18A	16A	14A	12.5A	36 > 270 Ah	18 > 270 Ah	<150 mV Rms	20	1.3 kg	21.5 × 17.5 × 7 cm	30 × 27 × 13 / 1.7													
GYSFLASH 30.12 PL-E	230V	12V	500W	2V	30A	30A	27A	23A	18A	60 > 400 Ah	30 > 400 Ah	<150 mV Rms	20	1.6 kg	21.5 × 8 × 17.5 cm	—													
GYSFLASH 15.24 PL-E	230V	24V	500W	2V	15A	15A	13.5A	11.5A	9A	30 > 240 Ah	15 > 240 Ah	<150 mV Rms	20	1.6 kg	21.5 × 8 × 17.5 cm	29 × 13 × 27 / 2													
GYSFLASH 8.48 PL-E	230V	48V	500W	2V	8A	8A	6A	4.5A	3.5A	15 > 160 Ah	8 > 160 Ah	<150 mV Rms	20	1.6 kg	21.5 × 8 × 17.5 cm	—													

ACCESSORIES



Solar panel
monocrystalline - ETFE quality
18V - 100 W max

OUTPUT
USB 1 : 5V/3A
USB 2 : 5V/3A ; 9V/2A ; 12V/1.5A
Type C : 5V/3A ; 9V/2A ; 12V/1.5A
Jack : 18V/5.6A max

compatible with Energys DC/DC 50.12/24

079410



Battery monitor - Moniteur de batterie - Schlagzeugmonitor - Monitor de batería - Monitoraggio della batteria - Monitor baterii

12/24/36/48 V

Data analysis : Charge/discharge current (0-500A), Voltage (V), Temperature (°C), Input/output power (W), Remaining capacity (Ah)

Security detection : Overvoltage/ Undervoltage, Overcurrent, Overheating

082557



Battery coupler - Coupleur de batteries - Acoplador de batería - Batteriekoppler - Innesito batteria - Separator akumulatora

12 V - 140 A
Pb battery only
Euro 6 not compatible

082564



BSU

BATTERY SUPPORT UNIT

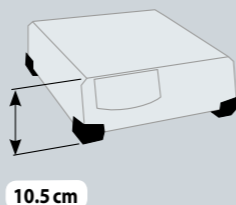
Battery support for:

- ✓ Diagnostics
- ✓ ECU programming
- ✓ ADAS recalibration

YouTube



PLAYLIST
GYSFLASH
PRO



10.5 cm

PFC POWER FACTOR CORRECTION

FV FLEXIBLE VOLTAGE



22 languages

- GB DK CZ
- FR FI PL
- DE TR SK
- NL HR UA
- ES GR
- PT HU
- IT CN simplified
- RU CN traditional
- SE JP

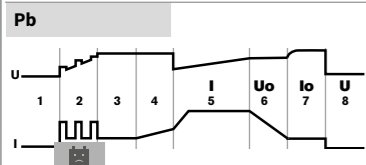
SC SMART COOLING TECHNOLOGY

100% DUST PROOF



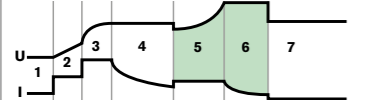
SILENT

SMART 8 STEP



1. Status analysis
2. Recovery
3. Sulphation test
4. Desulfation
5. Fast charge 80%
6. Absorption
7. Refresh
8. Floating 100%

LiFePO₄ 7 steps



1. Status analysis
2. Recovery
3. Fast charge 90%
4. Absorption 95%
5. Completion
6. Equalization
7. Floating 100%

CHARGE

Pb AUTOMOTIVE

- ✓ GEL
- ✓ AGM
- ✓ LIQUID
- ✓ EASY
- ✓ EXPERT

Pb TRACTION

- ✓ GEL
- ✓ LIQUID

LITHIUM READY

- ✓ LFP/LiFePO₄

BSU

DIAG +



U2 ADJUSTABLE


SHOWROOM



CHANGE BATTERY



POWER SUPPLY



U2 & I2 max ADJUSTABLE



12 V

GYSFLASH 30.12 30 A PFC SC 2,5 m - 6 mm ² 029224	GYSFLASH 50.12 FV 50 A PFC FV SC 2,5 m - 10 mm ² 026056	GYSFLASH 100.12 100 A PFC SC 2,5 m - 16 mm ² 029071 029453 5 m - 16 mm ² 029415 029002 082304
---	--	--

6 / 12 / 24 V

GYSFLASH 30.24 30 A PFC SC 2,5 m - 6 mm ² 029231	GYSFLASH 50.24 50 A PFC SC 2,5 m - 10 mm ² 029095 5 m - 10 mm ² 029620
---	--

12 V

GYSFLASH 102.12 100 A PFC SC 5 m - 16 mm ² 029606 082311	INCLUDED Fixing kit for Gysflash 102.12
--	---



ACCESSORIES p.38

MADE IN FRANCE	50 / 60 Hz	V L	mm ²	START MINI	I max	25°C @ 100%	40°C @ 100%	TRACTION BATTERIES	SHOWROOM CONNECT	IP	Weight	Dimensions	L x W x H cm / kg			
GYSFLASH 30.12	185 > 265V	2,5 m	6	12V	540W	2V	30 A	30 A	30 A	10 · 400 Ah	—	Ø M6	21	4.9 kg	25.5 × 10.5 × 23 cm	41.4 × 25 × 31.1 / 4.9
GYSFLASH 50.12 FV	85 > 265V	2,5 m	10	12V	850W	2V	50 A	50 A	40 A	10 · 600 Ah	—	Ø M6	21	6.6 kg	30 × 10.5 × 29 cm	40 × 24 × 30 / 6.6
GYSFLASH 100.12	185 > 265V	2,5 m / 5 m	16	12V	1600W	2V	100 A	75 A	66 A	20 · 1200 Ah	—	Ø M6	21	7.4 kg / 8.3 kg	32 × 10.5 × 29.2 cm	31 × 25 × 41 / 7.4
GYSFLASH 30.24	185 > 265V	2,5 m	6	6V / 12V / 24V	540 W	2V	30 A / 30 A / 15 A	30 A / 30 A / 30 A	30 A / 30 A / 15 A	10 · 400 Ah / 10 · 200 Ah	•	Ø M6	21	4.9 kg	25.5 × 10.5 × 23 cm	41.5 × 24.3 × 31 / 4.9
GYSFLASH 50.24	185 > 265V	2,5 m / 5 m	10	6V / 12V / 24V	1600 W	2V	50 A / 50 A / 45 A	30 A / 30 A / 45 A	30 A / 40 A / 35 A	10 · 600 Ah	•	Ø M6	21	6.6 kg / 7.9 kg	30 × 10.5 × 29.2 cm	41 × 24.5 × 31 / 6.6
GYSFLASH 102.12	185 > 265V	5 m	16	12V	1600W	2V	100 A	75 A	66 A	20 · 1200 Ah	—	Ø M6	21	9.1 kg	12 × 34.5 × 29.5 cm	24 × 40 × 30 / 9.1



BSU BATTERY SUPPORT UNIT

- Battery support for:
- ✓ Diagnostics
 - ✓ ECU programming
 - ✓ ADAS recalibration

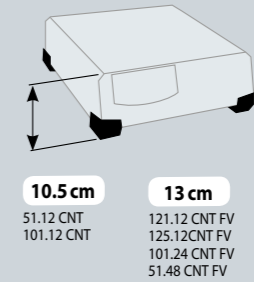
CNT
Connected Technology
FULLY CUSTOMIZABLE
p.34

FV FLEXIBLE VOLTAGE
85 V ← 265 V


PFC POWER FACTOR CORRECTION

16 V COMPATIBLE WITH 16V BATTERIES

- 22 languages**
- GB RU GR CN simplified
 - FR SE CZ CN traditional
 - DE DK PL JP
 - NL FI SK UA
 - ES TR HR
 - PT HU



12 V (factory preset)
16/24 V READY
Use custom configuration tool (detail p.34)



GYSFLASH PRO CNT BATTERY SUPPORT UNIT

GYSFLASH 51.12 CNT FV

50 A
PFC FV SC CNT

2,5 m - 10 mm²
068179



GYSFLASH 101.12 CNT FV

100 A
PFC FV SC CNT

2,5 m - 16 mm²
025790
5 m - 16 mm²
026988



12 V

GYSFLASH 121.12 CNT FV

120 A
PFC FV CNT

5 m - 25 mm²
026971
UK: 027756 US: 071605 AU: 082298
no accessories
CN: 027923



GYSFLASH 125.12 CNT FV

120 A 120 A @ 100%
PFC FV CNT

5 m - 25 mm²
028883
CN: 082274



6 / 12 / 16 / 24 V

GYSFLASH 101.24 CNT FV

100 A
PFC FV CNT

16 V ✓
5 m - 25 mm²
025967



6 / 12 / 16 / 24 / 36 / 48 V

GYSFLASH 51.48 CNT FV

50 A
PFC FV CNT

16 V ✓
5 m - 10 mm²
072015



SC
SMART COOLING TECHNOLOGY

100% DUST PROOF

SILENT

SMART 9 STEP

Pb

- Status analysis
- Recovery
- Sulphation test
- Desulfation
- Fast charge 80%
- Absorption
- Test Absorption
- Refresh
- Floating 100%

LiFePO₄

- Status analysis
- UVP Wake Up
- Recovery
- Fast charge 90%
- Absorption 95%
- Test
- Completion
- Equalization
- Floating 100%

UVP Wake up (Under Voltage Protection). Battery reactivation when in UVP protection

Equalizing Balancing System 100% Perfect charge

CHARGE (150 CURVE CAPACITY)

Pb AUTOMOTIVE

- ✓ GEL
- ✓ AGM
- ✓ LIQUID
- ✓ EASY
- ✓ NORMAL
- ✓ BOOST
- ✓ RECOVERY+
- ✓ and more

Pb TRACTION

- ✓ GEL
- ✓ LIQUID
- ✓ and more

LITHIUM

- ✓ LFP/LiFePO₄
- ✓ LI-ION STD
- ✓ LFP CELL+
- ✓ LI-ION CELL+
- ✓ and more

BSU (10 CURVE CAPACITY)

DIAG + U2 ADJUSTABLE

SHOWROOM

CHANGE BATTERY

POWER SUPPLY U2 & I2 max ADJUSTABLE

AND MORE

TEST

- ✓ VOLTAGE
- ✓ START UP
- ✓ ALTERNATOR

STARTER

- ✓ START

CNT

Connected Modules & Technology p.36


MADE IN FRANCE	50/60 Hz	mm ²	START MINI	I max	25°C @100%	40°C @100%	TRACTION BATTERIES	SHOWROOM CONNECT	IP	kg	L x W x H cm / kg				
GYSFLASH 51.12 CNT FV	85 > 265 V	2,5 m	10	12V / 24V	850 W	1 V	50 A / 25 A	50 A / 25 A	40 A / 20 A	10 > 600 Ah / 10 > 300 Ah	•	Ø M6	41	6.8 kg	30 x 10.5 x 29 cm / 38.5 x 22 x 40.5 / 6.8
GYSFLASH 101.12 CNT FV	85 > 265 V	2,5 m / 5 m	16	12V	1600 W	1 V	110 V : 100 A / 230 V : 100 A	50 A / 75 A	50 A / 66 A	20 > 1200 Ah	•	Ø M6	21	7.5 kg / 8.3 kg	32 x 10.5 x 29.2 cm / 35.5 x 23 x 35 / 8.6
GYSFLASH 121.12 CNT FV	85 > 265 V	5 m	25	12V	2000 W	1 V	110 V : 100 A / 230 V : 120 A	75 A / 110 A	55 A / 90 A	20 > 1500 Ah	•	Ø M6	20	10.4 kg	31 x 13 x 26 cm / 35.5 x 23 x 35 / 10.4
GYSFLASH 125.12 CNT FV	85 > 265 V	5 m	25	12V	2000 W	1 V	110 V : 100 A / 230 V : 120 A	100 A / 120 A	77 A / 116 A	20 > 1500 Ah	•	Ø M6	40	10.9 kg	31 x 13 x 26 cm / 38.5 x 22 x 40.5 / 10.9
GYSFLASH 101.24 CNT FV	85 > 265 V	5 m	25	6/12V / 24V	3200 W	1 V	110 V : 100 A / 230 V : 100 A	72 A / 89 A	47 A / 68 A	20 > 1200 Ah	•	Ø M6	20	10.6 kg	31 x 13 x 26 cm / 38.5 x 22 x 40.5 / 10.6
GYSFLASH 51.48 CNT FV	85 > 265 V	5 m	10	6/12/24V / 36/48V	3200 W	1 V	110 V : 50 A / 230 V : 50 A	44 A / 49 A	21 A / 39 A	10 > 600 Ah	•	Ø M6	20	9 kg	31 x 13 x 26 cm / 41 x 22 x 38.5 / 9



BSU

BATTERY SUPPORT UNIT

- Battery support for:
- ✓ Diagnostics
 - ✓ ECU programming
 - ✓ ADAS recalibration



22 languages

- | | | | | | | | |
|----|----|----|----|----|----|----|----------------|
| GB | NL | IT | DK | HR | PL | UA | CN simplified |
| FR | ES | RU | FI | GR | SK | | CN traditional |
| DE | PT | SE | TR | CZ | HU | | JP |



12 V

6 / 12 / 16 / 24V

GYSFLASH 103.12 CNT FV

100 A

PFC FV SC CNT

5 m - 16 mm²
072008



GYSFLASH 123.12 CNT FV

120 A

PFC FV CNT

5 m - 25 mm²
025677



GYSFLASH 53.24 CNT FV

50 A

PFC FV CNT SC 16 V

5 m - 10 mm²
082540



GYSFLASH 103.24 CNT FV

100 A

PFC FV CNT 16 V

5 m - 25 mm²
025684



SC

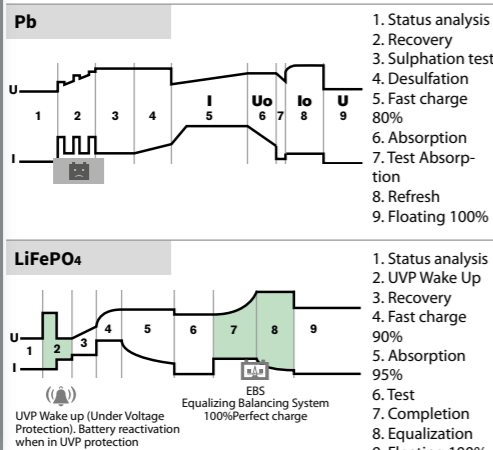
SMART COOLING TECHNOLOGY

100% DUST PROOF



SILENT

SMART 9 STEP



CHARGE (150 CURVE CAPACITY)

- Pb AUTOMOTIVE**
- ✓ GEL
 - ✓ AGM
 - ✓ LIQUID
 - ✓ EASY
 - ✓ NORMAL
 - ✓ BOOST
 - ✓ RECOVERY+
 - ✓ and more
- Pb TRACTION**
- ✓ GEL
 - ✓ LIQUID
 - ✓ and more
- LITHIUM**
- ✓ LFP/LiFePO₄
 - ✓ LI-ION STD
 - ✓ LFP CELL+
 - ✓ LI-ION CELL+
 - ✓ and more

BSU (10 CURVE CAPACITY)

- DIAG +**
- SHOWROOM**
- CHANGE BATTERY**
- POWER SUPPLY**
- AND MORE**
- TEST**
- ✓ VOLTAGE
 - ✓ START UP
 - ✓ ALTERNATOR
- STARTER**
- ✓ START

CNT

- Connected Modules & Technology** p.36
-

MADE IN FRANCE

	50/60 Hz	mm ²		START MINI	I max	25°C @ 100%	40°C @ 100%		TRACTION BATTERIES	SHOWROOM CONNECT	IP		L x W x H cm / kg			
GYSFLASH 103.12 CNT FV	85 > 265 V	5 m	16	12V	1600 W	1V	110 V : 100 A 230 V : 100 A	50 A 75 A	50 A 66 A	20 > 1200 Ah	—	Ø M6	21	8,2 kg	34,5 × 29,5 × 12 cm	41 × 38,5 × 22 / 9,2
GYSFLASH 123.12 CNT FV	85 > 265 V	5 m	25	12V	2000 W	1V	110 V : 100 A 230 V : 50 A	100 A 120 A	85 A 120 A	20 > 1200 Ah	•	Ø M6	30	11 kg	34 × 25 × 15 cm	35,5 × 23,5 × 35 / 11
GYSFLASH 53.24 CNT FV	85 > 265 V	5 m	10	6/12V 24V	1600 W	1V	50 A 110 V : 25 A 230 V : 50 A	110 V : 40 A 230 V : 50 A	110 V : 27 A 230 V : 41 A	10 > 600 Ah	•	Ø M6	21	5,8 kg	33,5 × 11 × 27 cm	41 × 38,5 × 22 / 11
GYSFLASH 103.24 CNT FV	85 > 265 V	5 m	25	6/12V 24V	3200 W	1V	110 V : 100 A 230 V : 100 A	100 A 100 A	68 A 79 A	20 > 1200 Ah	•	Ø M6	30	11 kg	34 × 25 × 15 cm	35 × 23 × 37 / 11



GYSFLASH PRO CNT

BSU

BATTERY SUPPORT UNIT

Battery support for:

- ✓ Diagnostics
- ✓ ECU programming
- ✓ ADAS recalibration

CNT
Connected
Technology


FULLY CUSTOMIZABLE
p.34

FV FLEXIBLE VOLTAGE

85 V ← 265 V

PFC POWER FACTOR CORRECTION

16 V COMPATIBLE WITH 16V BATTERIES



22 languages

- | | | | | | | | |
|----|----|----|----|----|----|----|----------------|
| GB | NL | IT | DK | HR | PL | UA | CN simplified |
| FR | ES | RU | FI | GR | SK | | CN traditional |
| DE | PT | SE | TR | CZ | HU | | JP |

TRACTION



NEW
01 2025

19 languages

- | | |
|----|----|
| GB | FI |
| FR | TR |
| DE | HR |
| NL | GR |
| ES | CZ |
| PT | PL |
| HU | SK |
| IT | UA |
| RU | |
| SE | |
| DK | |

6 / 12 / 16 / 24 V

GYSFLASH 107.24 CNT FV

100 A

PFC FV CNT 16 V

5 m - 25 mm²
082939




INCLUDED

Fixing kit



OPTIONS

Magnetfix 50
029637



GYSFLASH PRO vertical wall mounting kit
082694



6 / 12 / 16 / 24 / 36 / 48 V

GYSFLASH 25.48 CNT FV

25 A

PFC SC FV CNT 16 V

5 m - 10 mm²
075962



GYSFLASH 53.48 CNT FV

50 A

PFC FV CNT 16 V

5 m - 10 mm²
025998



SC

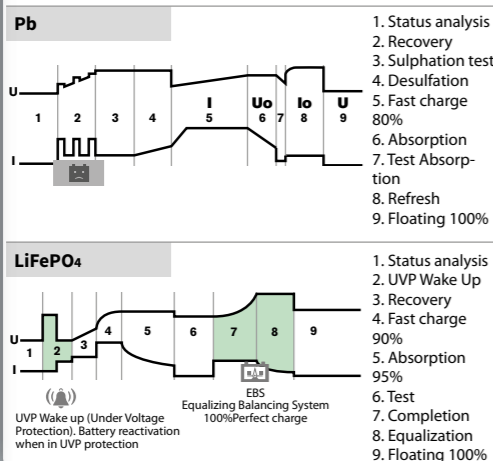
SMART COOLING TECHNOLOGY

100% DUST PROOF



SILENT

SMART 9 STEP



CHARGE (150 CURVE CAPACITY)

Pb AUTOMOTIVE

- ✓ GEL
- ✓ AGM
- ✓ LIQUID
- ✓ EASY
- ✓ NORMAL
- ✓ BOOST
- ✓ RECOVERY+
- ✓ and more

Pb TRACTION

- ✓ GEL
- ✓ LIQUID
- ✓ and more

LITHIUM

- ✓ LFP/LiFePO₄
- ✓ LI-ION STD
- ✓ LFP CELL+
- ✓ LI-ION CELL+
- ✓ and more

BSU (10 CURVE CAPACITY)

DIAG + U2 ADJUSTABLE

SHOWROOM

CHANGE BATTERY

POWER SUPPLY U2 & I2 max ADJUSTABLE

AND MORE

✓ **TEST**

- ✓ VOLTAGE
- ✓ START UP
- ✓ ALTERNATOR

✓ **STARTER**

- ✓ START

CNT

Connected Modules & Technology p.36



MADE IN FRANCE	50 / 60 Hz	mm ²	START MINI	I max	25°C @ 100%	40°C @ 100%	TRACTION BATTERIES	SHOWROOM CONNECT	IP	Weight	Dimensions (L x W x H cm / kg)					
GYSFLASH 107.24 CNT FV	85 - 265 V	5 m	25	6/12V	3200 W	1 V	110 V : 100 A 230 V : 100 A	100 A 100 A	68 A 79 A	20 · 1200 Ah	•	Ø M6	30	11 kg	34 × 25 × 15 cm	35 × 23 × 37 / 11
				24V	110 V : 50 A 230 V : 100 A	50 A 95 A	47 A 72 A									
GYSFLASH 25.48 CNT FV	100 - 127 V 220 - 240 V	5 m	10	6/12/24V	800 W 800 W	1 V	110 V : 12 A 230 V : 25 A	19 A 23,5 A	12 A 22 A	10 · 300 Ah	•	Ø M6	21	7,8 kg	12 × 34,5 × 29,5 cm	40,5 × 38 × 22,5 / 8,8
				36/48V	800 W 1600 W	13 A 24 A	10 A 20 A									
GYSFLASH 53.48 CNT FV	85 - 265 V	5 m	10	6/12/24V	3200 W	1 V	110 V : 50 A 230 V : 50 A	50 A 50 A	28 A 41 A	10 · 600 Ah	•	Ø M6	30	9,5 kg	34 × 25 × 15 cm	40 × 39 × 23 / 9,5
				36/48V	110 V : 25 A 230 V : 50 A	26 A 48 A	20 A 37 A									



BSU BATTERY SUPPORT UNIT & STARTER

CNT Connected Technology

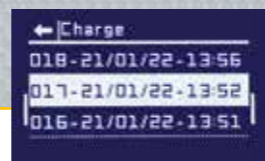
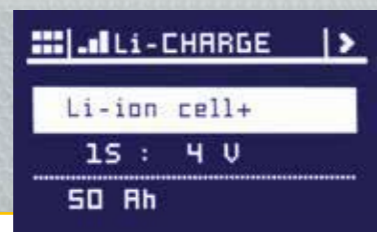
- Battery support for:
- ✓ Diagnostics
 - ✓ ECU programming
 - ✓ ADAS recalibration

SPECIAL PROJECTS

Contact us for special projects.
Quick Customization:
Modes, Curves, parameters...

22 languages

- GB RU GR CN simplified
- FR SE CZ CN traditional
- DE DK PL JP
- NL FI SK
- ES TR UA
- PT HR
- IT HU



4 in 1

AUTOMATIC CHARGE

Pb AUTOMOTIVE

- ✓ GEL
- ✓ AGM
- ✓ LIQUID
- ✓ EASY
- ✓ EXPERT
- ✓ NORMAL
- ✓ BOOST
- ✓ RECOVERY+

Pb TRACTION

- ✓ GEL
- ✓ LIQUID

LITHIUM READY

- ✓ LFP/LiFePO₄
- ✓ LI-ION STD
- ✓ LFP CELL+
- ✓ LI-ION CELL+

BSU

DIAG +



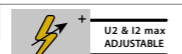
SHOWROOM



CHANGE BATTERY



POWER SUPPLY



AUTOMATIC STARTER

✓ START

TEST

- ✓ VOLTAGE
- ✓ START UP
- ✓ ALTERNATOR

FULL PROTECTION

- On-board electronics
- Over voltage
- No sparks

UNIVERSAL MODE **AUTO SELECTION**

SULFATED BATTERIES

START STOP **ALL BATTERIES**

GO >1V

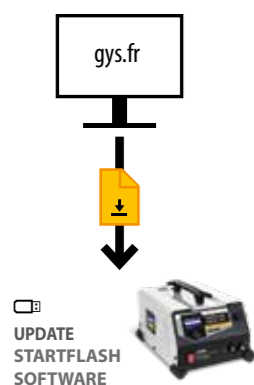
PFC POWER FACTOR CORRECTION

185V ← 265V



CNT Connected Technology

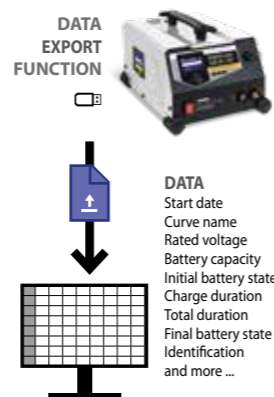
SOFTWARE UPDATE



CUSTOMIZATION



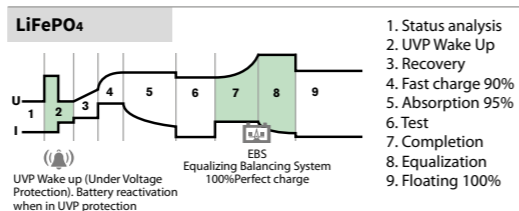
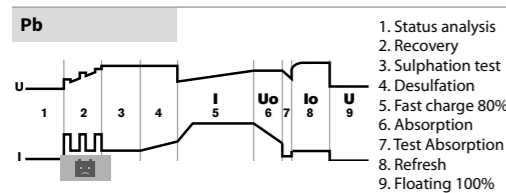
TRACEABILITY



Connected Modules & Technology p.36



SMART 9 STEP



OPTION

Trolley 074965



6/12/16/24V

STARTFLASH 120.24 CNT

2, 300 A

5 m - 35 mm² → 700 A

073616

STARTER RECOMMENDATION

6V 12V 24V

STARTFLASH 120 10 • 180 Ah 180 • 250 Ah

CHARGE

5 Ah 6V +300 Ah

START

1V/C 0V/C AUTO START

IP

LxWxH cm / kg

LxWxH cm / kg

STARTFLASH 120.24 CNT	85 > 265 V	6/12/24V	3500W	2V	CHARGE			TRACTION BATTERIES	START			IP	LxWxH cm / kg	LxWxH cm / kg
					I max	25°C @100%	40°C @100%		1V/C	0V/C	AUTO START			
					110V: 100A	75 A	55 A	•	6/12/24V	150 A	150 A	20	49 x 37.5 x 30.5 / 14	41.5 x 32.5 x 25.5 / 18.5
					230V: 120 A	110 A	90 A		6V:	300 A	300 A			
									12V:	300 A	300 A			
									24V:	200 A	300 A			



BSU BATTERY SUPPORT UNIT

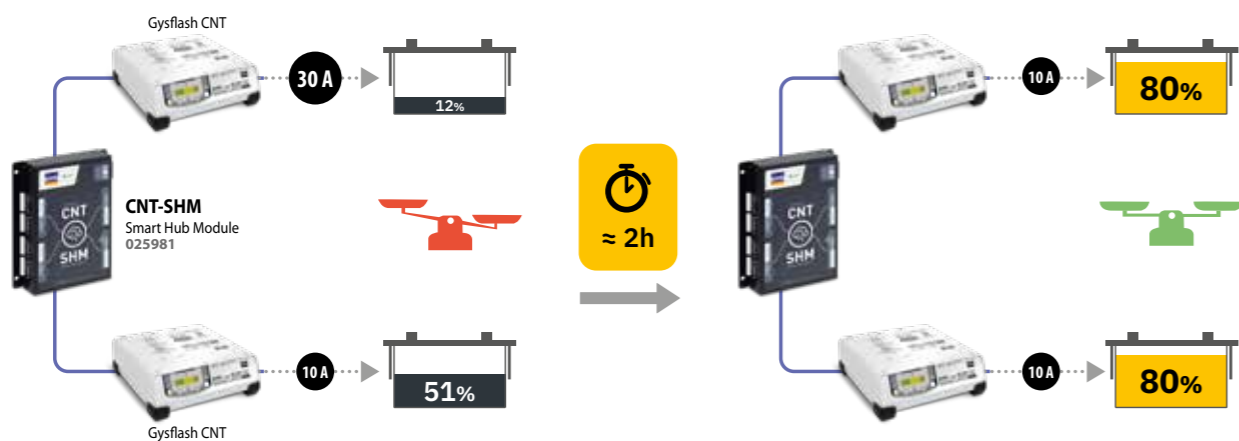
CNT Connected Technology



YouTube VIDEO EQUALIZE MODE



BATTERY BALANCING



BENEFITS

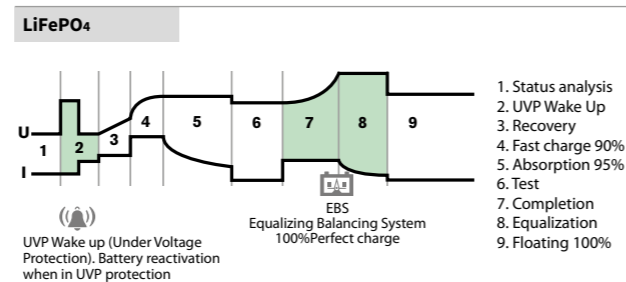
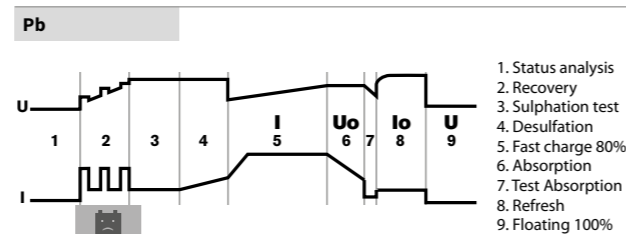
- Increased reliability
- Healthy batteries
- Waste reduction

EQUALIZATION & BSU

Use all your BSU modes while balancing the batteries

- DIAG + U2 ADJUSTABLE
- SHOWROOM
- CHANGE BATTERY
- POWER SUPPLY U2 & I2 max ADJUSTABLE
- AND MORE

SMART 9 STEP CHARGE



GYSFLASH EQUALIZE PACKS



NEW 01 2025

EQUALIZE (2 × 12 V CHARGERS)



Gysflash 101.12 CNT FV 026988 12 V



Gysflash 101.12 CNT FV 026988 12 V



CNT SHM 025981



SMC Cable (1m) 056596



BSU Flash Plus 085510

pack EQUALIZE 1 085534

pack EQUALIZE 2 085541

EQUALIZE (2 × 24 V CHARGERS)



Gysflash 101.24 CNT FV 025967 24 V



Gysflash 101.24 CNT FV 025967 24 V



CNT SHM 025981



SMC Cable (1m) 056596



BSU Flash Plus 085510

pack EQUALIZE 3 085558

pack EQUALIZE 4 085565

CNT

Connected Modules & Accessories p.36





BSU BATTERY SUPPORT UNIT

CNT
Connected Technology
FULLY CUSTOMIZABLE
p.34

CAR MANUFACTURING



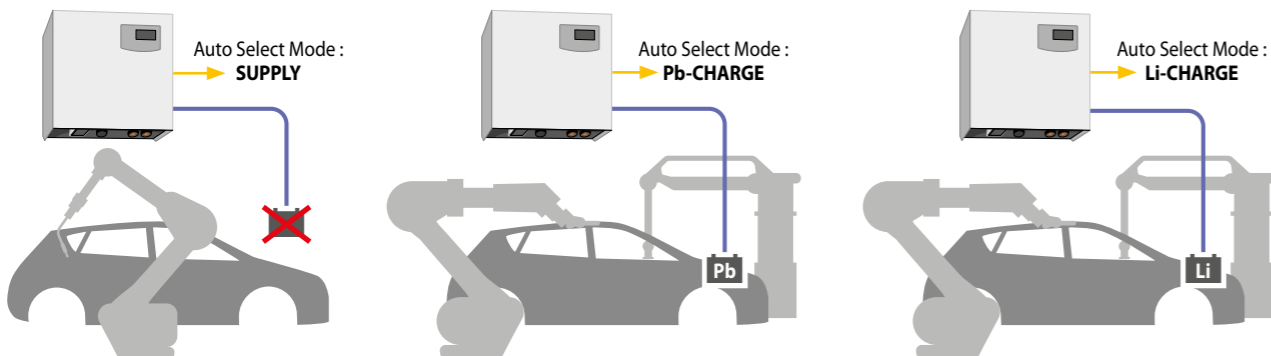
19 languages

- GB ES RU TR PL
- FR PT SE HR SK
- DE HU DK GR UA
- NL IT FI CZ

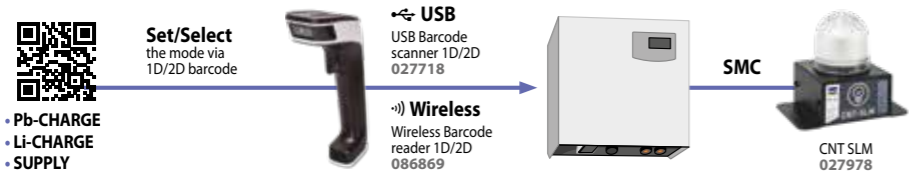


SPECIAL PROJECT - CONTACT US

AUTOMATIC BATTERY DETECTION & MODE SELECTION



CONTROL VIA 1D/2D BARCODES



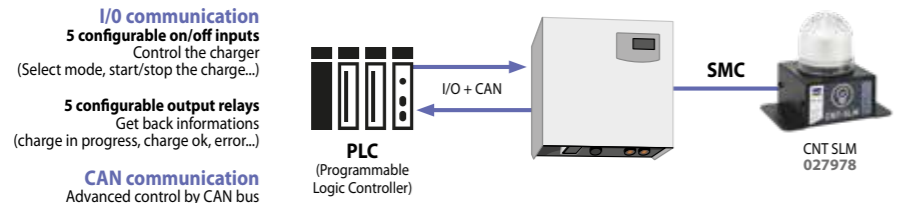
CONFIG DESIGNER MENU

Setting the charge curve from the Gysflash interface:

```

lead-acid n°001
U_esp 11.5 V
U_lade 14.8 V
I_lade 150.0 A
I_ehl 2.5 A
T_min 00:05:00
T_max 65:00:00
Q_max 250 Ah
T/Q_max error EHL
U_ehl 13.2 V
T_res 250:00:00
U_low 5.0 V
  
```

ADVANCED AUTOMATION



SECURE ACCESS

- Customizable manual accesses
- Configurable password

CHARGE (150 CURVE CAPACITY)

Pb CHARGE ✓ LEAD ACID ✓ and more

Li CHARGE ✓ LITHIUM ✓ and more

SUPPLY (10 CURVE CAPACITY)

EPS (External Power Supply) ✓ and more


POWER-UP

LITHIUM REACTIVATION MODE

PFC POWER FACTOR CORRECTION

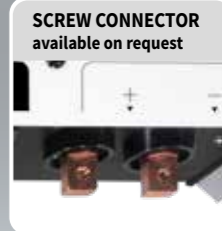
FV FLEXIBLE VOLTAGE
85 V ← 265 V

FV FLEXIBLE VOLTAGE
320V ← 520V



NEW
01 2025

ACCESSORIES p.39



12 V

GYSFLASH 108.12 CNT FV
105 A 1~
PFC SC FV CNT
no accessories
085602

GYSFLASH 148.12 CNT FV
145 A 1~
PFC SC FV CNT
no accessories
069916

GYSFLASH 158.12 CNT FV
150 A 3~
SC FV CNT
no accessories
069909


MADE IN FRANCE	50 / 60 Hz			START MINI	I _{max}	25°C @ 100%	40°C @ 100%	60°C @ 100%		IP		
GYSFLASH 108.12 CNT FV	85 - 265V	12V	1800W	1V	110V : 65 A 230V : 105 A	65 A 105 A	65 A 105 A	62 A 88 A	20 · 700 Ah 20 · 1200 Ah	54	9.4 kg	37.6 × 14.5 × 29.6 cm
GYSFLASH 148.12 CNT FV	85 - 265V	12V	2500W	1V	110V : 100 A 230V : 145 A	100 A 134 A	90 A 116 A	62 A 88 A	20 · 1200 Ah 20 · 1800 Ah	54	9.4 kg	37.6 × 14.5 × 29.6 cm
GYSFLASH 158.12 CNT FV	320 - 520V	12V	2500W	1V	150 A	140 A	120 A	100 A	20 · 1800 Ah	54	10.3 kg	37.6 × 14.5 × 38 cm



BSU

BATTERY SUPPORT UNIT

CNT
Connected
Technology



SOFTWARE UPDATE

LIFETIME EVOLUTION



TRACEABILITY

CHARGING DATA



DESIGN YOUR CHARGING CURVE

PRODUCT CONFIGURATION

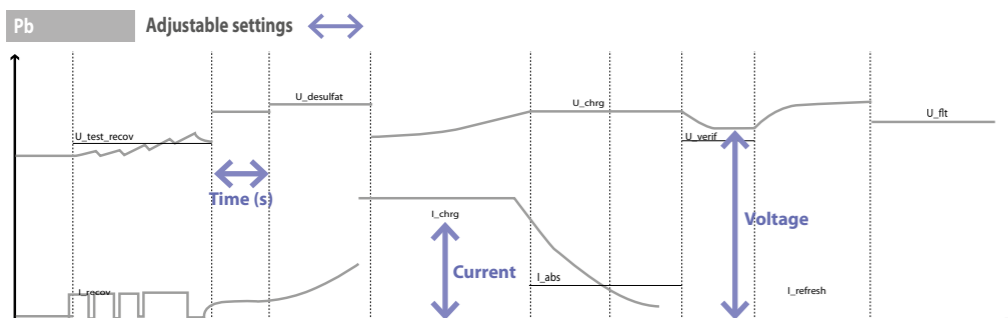
CNT MANAGER (gys.fr)

- GYSFLASH parameters
- Custom curves
- Multi-unit management
- Import/export configurations
- ...



Full customisation

Create your personalised configuration



Adjust your unit to best suit your application

	LEAD-ACID - PB	Lithium - LFP	Lithium - Li-ion std
CELL VOLTAGE (20% - 100%)	2.0V/cell – 2.15 V/cell	3.2V/cell – 3.6 V/cell	3.5 V/cell – 4.2 V/cell
CHARGING VOLTAGE	2.33 V/cell – 2.47 V/cell	3.6 V/cell	4.2 V/cell
Gysflash xx.12 CNT	1 S* – 6 S	1 S – 4 S	1 S – 3 S
Gysflash xx.24 CNT	1 S – 12 S	1 S – 8 S	1 S – 7 S
Gysflash xx.48 CNT	1 S – 24 S	1 S – 16 S	1 S – 14 S

*S = Battery serial cells

Download one of our GYS configuration

Configuration file (gys.fr)	Applications	CHARGE MODE										POWER MODE				MISCELLANEOUS				
		Pb-CHARGE					LI-CHARGE			TRACTION		SHOWROOM	CHANGE BAT.	STARTER MODE	POWER SUPPLY	LI-SUPPLY/LFP	LI-SUPPLY/Li-ion	TESTER MODE		
		normal	AGM	liquid	Easy	Boost	Recovery + Ca / Ca recov	LFP/LiFePO4	Li-ion std	LFP cell+	Li-ion cell+								liquid	gel
1_gys_original.gfc	Initial configuration of the charger	✓	✓	✓	✓	✓	✓	✓	✓	✓	✓	✓	✓	✓	✓	✓	✓	✓	✓	✓
2_car_extended.gfc	Extensive features for garages	✓	✓	✓	✓	✓	✓	✓	✓	✓	✓	✓	✓	✓	✓	✓	✓	✓	✓	✓
3_showroom_only.gfc	Simplified version for dealerships and demonstration vehicles												✓							
4_pro_lithium.gfc	Professional of lithium battery										✓	✓	✓	✓				✓	✓	✓
5_traction.gfc	Forklift truck, electric pallet truck, stacker...																	✓	✓	
6_full_version.gfc	Full version	✓	✓	✓	✓	✓	✓	✓	✓	✓	✓	✓	✓	✓	✓	✓	✓	✓	✓	✓



Contact us for special projects.

Quick Customization:
Modes, Curves, parameters...

MODULES

MAXIMUM VERSATILITY

SINGLE MODULE



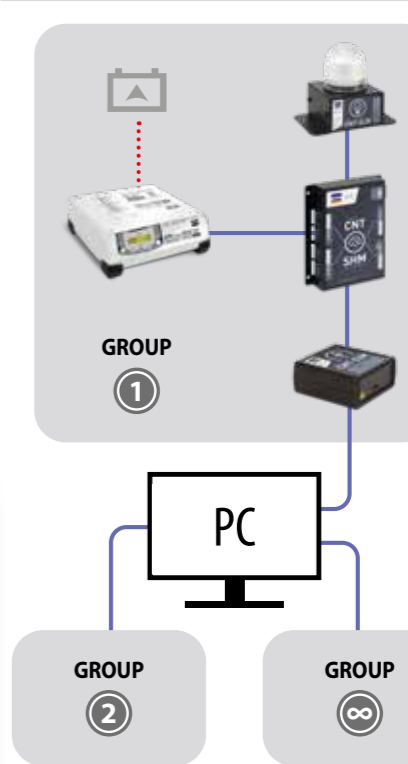
MULTI MODULES



ADVANCED




MULTI-MODULES GROUPS

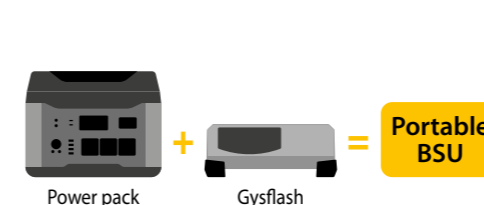


PARALLEL CHARGING

EXAMPLE : GYSFLASH 101.12 CNT (X4)



PORTABLE BSU



USAGE DURATION	GYSFLASH			
	30.12	50.12	100.12 / 102.12 101.12 / 103.12	121.12 123.12 125.12
Power pack + Gysflash	30.24	51.12	50.24 / 53.24 25.48	—
POWER PACK 520	1 h 10	—	—	—
POWER PACK 1300	2 h 50	1 h 40	—	—
POWER PACK 14.22	3 h 10	1 h 50	1 h	45 min
POWER PACK 14.15 FC	3 h 10	1 h 50	1 h	—





CNT TECHNOLOGY MODULES

CNT Connected Technology


SMC CABLE

1 m 056596 3 m 025691



YouTube
PLAYLIST
CNT TECHNOLOGY

COMING SOON



SCAN

CRIT'AIR



Customer data



Battery data



Charge data



USB Barcode scanner

1D/2D

027718



USB direct connection



Wireless Barcode reader

1D/2D

086869



Wireless



NEW
01 2025

Download Brochure
Télécharger la brochure



OPTIONS

Support Barcode scanner
025745



LIGHT & SOUND



Scratch mounted

CNT-SLM Smart Light Module 027978

↓ 12.6 × 14.6 × 9.3 cm / 560g
☞ 23 × 17 × 13 cm / 840g



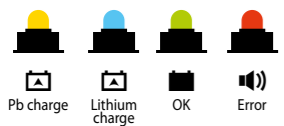
65dB

Included
SMC Cable - 1 m
056596



OPTIONS

SLM/SPM support
028906



Pb charge Lithium charge OK Error

PRINT



Magnetic mounting

CNT-SPM Smart Printer Module 026919

↓ 14 × 10.5 × 13.3 cm / 1.4 kg
☞ 23 × 17 × 13 cm / 1.9 kg



Customizable receipt

Included
SMC Cable - 1 m
056596



Standard roller x2
57mm x 7.5 m, Ø 25 mm
056633

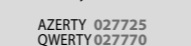


OPTIONS

SLM/SPM support
028906



USB Keyboard



AZERTY 027725
QWERTY 027770

QWERTY compatibility

BSU SMART COMMUNICATION

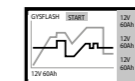


CNT-SUM Smart USB Module 025974

USB micro A

↓ 6.9 × 6.8 × 2.9 cm / 85g
☞ 28.5 × 11 × 11.5 cm / 380g

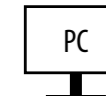
Computer /
Diag System



Included
SMC Cable - 1 m
056596



Computer connection

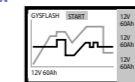


CNT-SWM Smart Wireless Module 070837

Bluetooth LE Wifi

↓ 6.9 × 6.8 × 2.9 cm / 85g
☞ 27.6 × 9.6 × 9.6 cm / 440g

Computer /
Diag System



Included
SMC Cable - 1 m
056596



SMART HUB MODULE



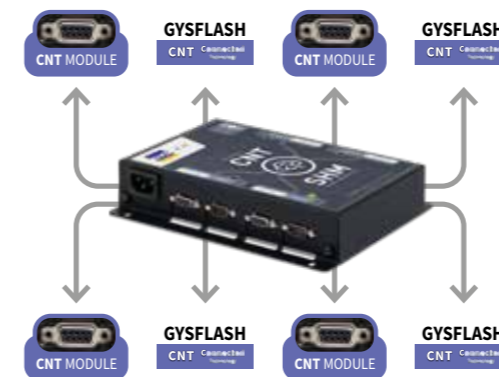
CNT-SHM Smart Hub Module 025981

↓ 22 × 18 × 4.5 cm / 1 kg
☞ 16.4 × 13.4 × 24 cm / 1.7 kg

Included
SMC Cable
1 m
056596



UP TO 4 MODULES + 4 GYSFLASH



POWER HUB MODULE



CNT-PHM Power Hub Module 056589

↓ 31.7 × 24.5 × 9 cm / 2.7 kg
☞ 32 × 29 × 13.5 cm / 3.2 kg

Included
M6 KIT



4 GYSFLASH IN Ø Cables: 10 → 25 mm²



OUT
Ø Cables: 25 → 70 mm²



SUPPORTS



BSU Flash XL
028890

Battery charging rack
Rack de charge
Ladeständer
079595



Heavy-duty case
Valise de chantier
Hartschalenkoffer
060432



ALL GYSFLASH
- COMPATIBILITY -
Vertical & Horizontal

TROLLEYS

BSU Flash XL
028890



robust tyres

NEW
01 2025

BSU Flash Plus
085510

OPTION Protective cover
062733




OPTION Cable support
052284



WALL SUPPORT

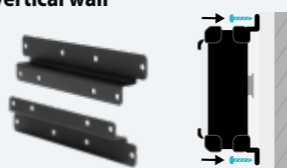
Magnetfix 50
029637

✓ for vertical Gysflash



GYSFLASH PRO vertical wall mounting kit
082694

✓ for vertical Gysflash



Wall support
Tablette
Wandhalterung
055513

↳ 21 x 43 x 57 cm / 3.9 kg
☞ 36 x 43 x 20 cm / 3.3 kg

✓ for horizontal Gysflash



STANDARD ACCESSORIES

ANDERSON CABLES	for GYSFLASH	
	32.12 PL / 30.12 / 50.12 51.12 / 30.24 / 50.24 / 53.24 25.48 / 51.48 / 53.48	100.12 / 101.12 102.12 / 103.12
Anderson / Clamps		
2.5 m - 10 mm ² 085800	✓	—
2.5 m - 16 mm ² 056503		
5 m - 16 mm ² 054615	✓	✓
8 m - 16 mm ² 056572		
Anderson / NATO		
5 m - 16 mm ² 026810	✓	✓
Anderson / Rema 160 A		
5 m - 16 mm ² 069091	✓	✓
Anderson / Anderson 175 A		
5 m - 16 mm ² 069107	✓	✓
Anderson / Texas		
0.2 m - 16 mm ² 055902	✓	✓
1 m - 16 mm ² 028791	✓	✓

TEXAS CABLES	for GYSFLASH	
	121.12 / 123.12 / 125.12 108.12 / 148.12 / 158.12 101.24 / 103.24 / 107.24	
Texas / Clamps		
2.5 m - 25 mm ² 028876		✓
5 m - 25 mm ² 027886		
Texas / Rema 160 A		
5 m - 25 mm ² 025714		✓
Texas / Anderson 175 A		
5 m - 25 mm ² 025721		✓
Texas / NATO		
5 m - 25 mm ² 025707		✓
10 m - 25 mm ² 056626		

PARALLEL CABLES KIT 072954



Anderson/Cable lugs
M6 x2
16 mm² - 1 m

Cable lugs/Cable lugs
M6 x2
(1 red + 1 black)
35 mm² - 5 m

Texas/Cable lugs
M6 x2
25 mm²
1 m

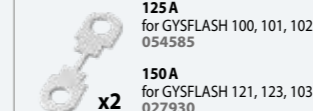
M6 KIT
Ø16 (x4)
Ø25 (x4)
Ø35 (x4)

SMC Cable
1 m

INTERNAL FUSES



40 A
for GYSFLASH 30
054646
x2



125 A
for GYSFLASH 100, 101, 102
054585
x2

150 A
for GYSFLASH 121, 123, 103
027930
x2

EXTERNAL FUSES



6.3 A
for GYSFLASH 30
054578
x5

10 A
for GYSFLASH 40, 50 100, 101, 102
056527

CONNECTORS



NATO
026780

USB key
16 Go/GB
062344

GYSFLASH CNT PACKS



SINGLE GYSFLASH

pack GYSFLASH CNT 1 068117	101.12 CNT 026988	121.12 CNT 026971	101.24 CNT 025967	CNT-SPM + paper roll + support 026919 + 056633 + 028906	Barcode Scanner + support 027718 + 025745	BSU Flash XL 028890	CNT SLM 027978	CNT SHM 025981	CNT PHM 056589	Parallel cable kit 072954
✓	—	—	—	✓	✓	✓ QWERTY	✓	—	—	—
✓	—	—	—	✓	✓	✓ AZERTY	✓	—	—	—
—	✓	—	—	✓	✓	✓ QWERTY	✓	—	—	—
—	—	✓	—	✓	✓	✓ AZERTY	✓	—	—	—

DOUBLE GYSFLASH

pack GYSFLASH CNT 5 072978	✓ x2	—	—	✓	✓	✓ AZERTY	✓	✓	✓	✓
pack GYSFLASH CNT 6 074972	✓ x2	—	—	✓	✓	✓ QWERTY	✓	✓	✓	✓

WITHOUT GYSFLASH

pack Parallel Charging 072961	—	—	—	—	—	—	—	—	✓	✓
pack GYSFLASH PRO 1 079908	—	—	—	—	—	✓ AZERTY	✓	✓	—	—
pack GYSFLASH PRO 2 079915	—	—	—	—	—	✓ QWERTY	✓	✓	—	—



CHARGERS

ARTIC

IP 65

WATER PROTECTION
ARTIC 1500, 4000 & 8000

CHARGERS ONLY



SSM

Save and load settings.
Automatic restart in case of power cut.

Mémorisation des réglages.
Redémarrage automatique en cas de coupure électrique.

Einstellungsspeicherung.
Automatisches Starten nach einem Netzausfall.

START STOP

Start/stop Engine :
Compatible with Start/Stop vehicles.
Compatible véhicules Start/Stop.
Geeignet für START-STOP-Fahrzeuge.

Cold charge

"Cold charge" mode:
performance-enhancing charging mode for cold or freezing weather conditions.

Mode "Cold charge":
optimisation des performances en cas de temps froid ou de gel.

-Cold Charge--Modus:
Leistungsoptimierung bei kaltem Wetter oder bei Frost.



AUTOMATIC SMART HF INVERTER



ARTIC 800

12V 0.8A GO > 7V



029569

029682



ARTIC 1500

12V 1.5A GO > 7V



029576



ARTIC 4000

6/12V 4/1-4A

GO > 2 V (6V)
GO > 7 V (12V)



029583

029705



ARTIC 8000

2/8A 12V GO > 7V



029590

029712



INCLUDED

all ARTIC

Eyelets /
Céillets /
Ösen
30 cm
026872

Clamps /
Pincés /
Klemmen
35 cm
026865

ENERGY

PATENTS REGISTERED NUMBERS
001652090-0001
EUROPEAN TRADEMARK & DESIGN



12V • TRADITIONAL

W

ENERGY 126

4A



023222

025165



TCB

PATENTS REGISTERED NUMBERS
001652090-0001
EUROPEAN TRADEMARK & DESIGN



2 IN 1

CHARGE



TEST

12V • AUTOMATIC

WU

TCB 60

2/4A

GO > 3.5 V



023253



TCB 90

2/5.5A

GO > 3.5 V



023260



TCB 120

3.5/7A

GO > 3.5 V



023284

025240



RECOMMENDATION	6V		12V		24V		6V											
	5 Ah	10 Ah	15 Ah	20 Ah	40 Ah	80 Ah	90 Ah	110 Ah	120 Ah	180 Ah	240 Ah	300 Ah	+ Ah					
Maintenance																		
ARTIC 800				1.6 • 25 Ah	1.6 Ah •													
ARTIC 1500					3 Ah •													
ARTIC 4000																		
ARTIC 8000					2 Ah •													
ENERGY 124																		
ENERGY 126																		
TCB 60																		
TCB 90																		
TCB 120																		





CT

CHARGERS



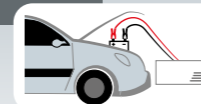
CT 160
9 A
SSM
1.5 m - 1.5 mm² → 40 A
024106
025325



CT 210
12 A
SSM
1.5 m - 2.5 mm² → 40 A
024113
025349

12/24 V • MANUAL **W**

CA



Protection for on-board electronics



CA 150
10 A
SSM
1.5 m - 2.5 mm² → 40 A
024434



CA 360
25 A
SSM
2 m - 6 mm² → 60 A
023185

12/24 V • AUTOMATIC **W2**

MULTICHARGE



MULTICHARGE CT 48
32 A
SSM
026087

12/24/36/48 V • MANUAL **W**

WATTMATIC



Protection for on-board electronics



WATTMATIC 100
5 A GO > 3.5 V
SSM START STOP
024823
1.5 m - 1.5 mm² → 40 A



WATTMATIC 140
9 A GO > 3.5 V
SSM START STOP
025608
1.5 m - 2.5 mm² → 40 A



WATTMATIC 170
10 A GO > 3.5 V
SSM START STOP
025615
1.8 m - 2.5 mm² → 40 A

6/12 V • AUTOMATIC **WUoU**



Fuse x10

10A WATTMATIC 100 054530

15A CT 160, WATTMATIC 140 054493

20A CT 210, WATTMATIC 150 & 170 054509

25A CA 150, WATTMATIC 180 054516

40A CT 48 054646

50A CA 360 054622

	Voltage	Power	Output	CHARGE				Efficacy / RMS	Reg	Fuse	L x W x H cm / kg	Weight
				Average / Moyen (EN 60335)			Reg					
				Reg 1	Reg 2	Reg 3						
CT 160	230V, 50/60 Hz	190W	12/24V	12V > 7A 24V > 3A	9A (boost) 5A (boost)	—	13,5A 7,5A	2	15A	30.3 x 20.7 x 13.9 / 3.9	3,9 kg	
CT 210	230V, 50/60 Hz	260W	12/24V	12V > 8A 24V > 4A	12A (boost) 6A (boost)	—	18A 9A	2	20A	33.4 x 22.5 x 14.4 / 5.3	5,2 kg	
MULTICHARGE CT 48	230V, 50/60 Hz	1200W	12/24/36/48V	12V > 20,8A 24V > 20,1A 36V > 19,6A 48V > 15,5A	32,4A 31,8A 30,4A (boost) 18,7A (24,3A boost)	—	31A 29A 29A 28A	6	40A	40.5 x 34 x 24 / 15.8	15,5 kg	
CA 150	230V, 50/60 Hz	500W	12/24V	8A	10A (boost)	—	18A	2	25A	32.8 x 25.5 x 14.6 / 6.5	6 kg	
CA 360	230V, 50/60 Hz	920W	12/24V	7A	15A (boost1) 25A (boost2)	—	37A	3	50A	43 x 30 x 23 / 14	14 kg	
WATTMATIC 100	230V, 50 Hz	170W	6/12V	3A	5A	—	11.4A	2	10A	26.9 x 24.3 x 12.8 / 3.7	3.8 kg	
WATTMATIC 140	230V, 50 Hz	230W	6/12V	5A	9A (boost)	—	16.5A	2	15A	33.9 x 22.2 x 13.4 / 4.8	4.8 kg	
WATTMATIC 170	230V, 50 Hz	280W	6/12V	6.5A	10A (boost)	—	18.8A	2	20A	33.9 x 22.2 x 13.6 / 5	5 kg	

RECOMMENDATION	6V												12V												24V												36V												48V															
	5 Ah	10 Ah	15 Ah	20 Ah	40 Ah	80 Ah	90 Ah	110 Ah	120 Ah	180 Ah	240 Ah	300 Ah	+	5 Ah	10 Ah	15 Ah	20 Ah	40 Ah	80 Ah	90 Ah	110 Ah	120 Ah	180 Ah	240 Ah	300 Ah	+	5 Ah	10 Ah	15 Ah	20 Ah	40 Ah	80 Ah	90 Ah	110 Ah	120 Ah	180 Ah	240 Ah	300 Ah	+	5 Ah	10 Ah	15 Ah	20 Ah	40 Ah	80 Ah	90 Ah	110 Ah	120 Ah	180 Ah	240 Ah	300 Ah	+	5 Ah	10 Ah	15 Ah	20 Ah	40 Ah	80 Ah	90 Ah	110 Ah	120 Ah	180 Ah	240 Ah	300 Ah
CT 160																																																																
CT 210																																																																
MULTICHARGE CT 48																																																																
CA 150																																																																
CA 360																																																																
WATTMATIC 100																																																																
WATTMATIC 140																																																																
WATTMATIC 170																																																																





BATIUM



SELF START MEMORY



AUTO DETECT BATTERY VOLTAGE DETECTION




ALL BATTERIES



Microprocessor Control



FULL PROTECTION



YouTube PLAYLIST BATIUM

CHARGERS

AUTOMATIC, SMART & FAST



BATIUM 7.12

7 A

GO > 2 V

SSM START STOP AUTO DETECT

1.5 m - 1.5 mm² → 40 A

024496

024557



BATIUM 15.12

15 A

GO > 0.5V

SSM START STOP AUTO DETECT

MODE SOS RECOVERY

1.5 m - 2.5 mm² → 40 A

024519

024632



6/12V IWoU



BATIUM 7.24

7 A

GO > 2 V

SSM START STOP AUTO DETECT

1.5 m - 1.5 mm² → 40 A

024502



BATIUM 15.24

15 A

GO > 0.5V

SSM START STOP AUTO DETECT

MODE SOS RECOVERY

1.5 m - 2.5 mm² → 40 A

024526

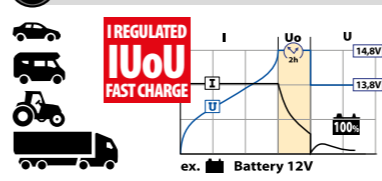
024588



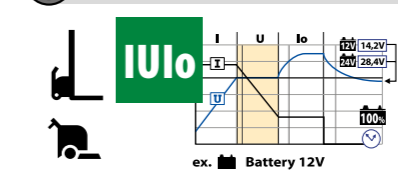
6/12/24V IWoU



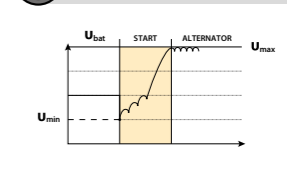
I REGULATED FAST CHARGE



TRACTION BATTERY CHARGING



TEST



BATIUM 25.24 X

25 A

GO > 0.5V

SSM START STOP AUTO DETECT

MODE SOS RECOVERY

2 m - 6 mm² → 60 A

024830

6/12/24V



Specific charge Traction batteries



Fuse x10

15A BATIUM 7/12 & 7/24 054493

30A BATIUM 15/12 & 15/24 054523



	6V	12V	24V	5 Ah	10 Ah	15 Ah	20 Ah	40 Ah	80 Ah	90 Ah	110 Ah	120 Ah	180 Ah	240 Ah	300 Ah	+ Ah
BATIUM 7.12	•	•														
BATIUM 7.24	•	•														
BATIUM 15.12																
BATIUM 15.24																
BATIUM 25.24 X																

MADE IN FRANCE	50/60 Hz	⚡	CHARGE				Fuse	L x W x H cm / kg	MODE SOS RECOVERY			
			Reg 1	Reg 2	Reg 3	boost						
BATIUM 7.12	230V	105W	6/12V	2	11 A	3 A	—	7 A	15 A	13.5 x 36 x 21 / 4.6	4.6 kg	—
BATIUM 15.12	230V	225W	6/12V	3	22 A	7 A	10 A	—	15 A	36.2 x 21.2 x 14 / 5.7	5.6 kg	•
BATIUM 7.24	230V	210W	6/12/24V	2	11 A	3 A	—	—	7 A	34.8 x 21 x 14.1 / 5.4	5.4 kg	—
BATIUM 15.24	230V	450W	6/12/24V	3	22 A	7 A	10 A	—	15 A	36.2 x 21 x 14.3 / 7.1	7.1 kg	•
BATIUM 25.24 X	230V	1150W	6/12/24V	3	37 A	7 A	15 A	25 A	—	42 x 28 x 24.5 / 13.5	13.4 kg	•



DIAG-BATIUM

BSU

BATTERY SUPPORT UNIT

PFC POWER FACTOR CORRECTION

FV FLEXIBLE VOLTAGE



NEW
04 2025



DIAG-BATIUM 100.12

100 A

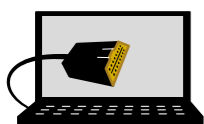
2.5 m - 16 mm²
087552

PFC FV

12 V

BSU: DIAG (POWER SUPPLY)

BSU adjustable voltage: 12.7 > 15.5 V

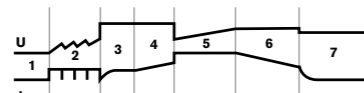


U2 ADJUSTABLE

CHARGE: Pb

Pb adjustable courant: 5 > 100 A

1. Status analysis
2. Recovery
3. Test desulfation
4. Desulfation
5. Fast charge 80%
6. Absorption
7. Floating 100%

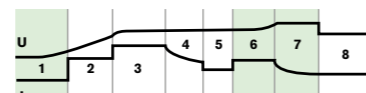


Auto Recovery :
Recovers deeply discharged (min 2V) and/or sulfated batteries.
Récupération des éléments des batteries profondément déchargées (mini 2V) et/ou sulfatées.
Wiederherstellung der Zellen bei tiefentladenen bzw. sulfatierten Batterien (min. 2V).

CHARGE: LiFePO₄

LiFePO₄ adjustable courant: 5 > 100 A

1. UVP Wake up-Status analysis
2. Recovery
3. Fast charge 90%
4. Absorption 95%
5. Test
6. Completion
7. Equalization
8. Floating 100%



UVP Wake up (Under Voltage Protection)
Battery reactivation when in UVP protection.
Réactivation de la batterie en protection UVP.
Reaktivierung der Batterie mit UVP-Schutz.



Equalizing Balancing System
Balancing of the battery cells.
Équilibrage des cellules.
Ausgleich der Batteriezellen.

MADE IN FRANCE

DIAG-BATIUM 100.12	50 / 60 Hz	2.5 m	16	12V	1600W	2V	100 A	75 A	66 A	20 > 1200 Ah	Ø M6	20	NC	32 × 23.5 × 13.6 cm



MULTICHARGE STATION

CHARGERS

MULTICHARGE STATION

FULL PROTECTION

Reverse polarity

Over voltage

No sparks



12V

DHC 54E

4×5 A

Liquid-Gel

025097

35 × 19 × 7.5 cm / 2.5 kg

NEW
05 2025

6 / 12V

I REGULATED I UoU FAST CHARGE

MULTICHARGE STATION

4×10 A

Pb-Li

083578

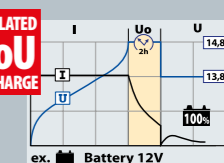
34.5 × 38 × 31.5 cm / 6.3 kg



REPAIR MODE

RECOVERY OF SULFATED BATTERIES

I REGULATED I UoU FAST CHARGE



RECOMMENDATION

	5 Ah	10 Ah	15 Ah	20 Ah	40 Ah	80 Ah	90 Ah	110 Ah	120 Ah	180 Ah	240 Ah	300 Ah
DHC 54E				10 · 100 Ah		10 · 100 Ah						
MULTICHARGE STATION				8 · 250 Ah					8 · 250 Ah			

BATIUM

CHARGERS

47



46



STARTUP

STARTERS & CHARGERS AUTOMATIC W2

SSM SELF START MEMORY




START / NEOSTART

STARTERS & CHARGERS TRADITIONAL W

SSM SELF START MEMORY



Fuse x2



STARTERS & CHARGERS

12 - 24 V

TRADITIONAL

START 48

NEOSTART 49

AUTOMATIC

STARTIUM 50

BATTERY SUPPORT UNIT

DIAG-STARTIUM 51

12 V

STARTUP 80
17 A
SSM
1.5 m - 2.5 mm² → 30 A
024922
025127



12V | 12/24V

START 200
18 A
SSM
1.5 m - 6 mm² → 60 A
025530



START 300
23 A
SSM
2 m - 10 mm² → 220 A
025547



NEOSTART 320
9 / 40 A
SSM
2 m - 10 mm² → 220 A
025301



12/24V

NEOSTART 420
40 A
SSM
1.8 m - 10 mm² → 500 A
025295
025479



NEOSTART 620
60 A
SSM
1.8 m - 16 mm² → 500 A
025288
025486



DESIGN GYS FRANCE MADE IN GYS CHINA	50/ 60 Hz	I ₁	CHARGE										START		Fuse	LxWxH cm / kg	LxWxH cm / kg	
			CHARGE kW	START kW	Reg	RMS / Efficace	Average / Moyen (EN 60335)	Boost	Automatic	Manual	min	max	1V/C	0V/C				
START UP 80	230V	13 A	12V	0,35	1	2	13, -25 A	9 A	17 A	.	—	40	170 Ah	50 A	80 A	—	17 x 11,5 x 31 / 4	19 x 12 x 32 / 4,2
START 200	230V	13 A	12V	0,39	1,4	3	15-25 A	11 A	18 A	—	.	53	240 Ah	80 A	120 A	50 A	35 x 24 x 15 / 7,6	37 x 27 x 18 / 8
START 300	230V	13 A	12V	0,8	3,6	3	13-36 A	10 A	23 A	—	.	42	300 Ah	100 A	165 A	80 A	36 x 27 x 20 / 12,4	40 x 35 x 23,5 / 13,7
NEOSTART 320	230V	13 A	12/ 24V	0,8	6,5	3	40 A	10 A	40 A	—	.	20	700 Ah	160 A	270 A	150 A	41 x 30 x 21 / 13	41 x 35 x 24 / 14,7
NEOSTART 420	230V	16 A	12/ 24V	1,7	9	3	70 A	20 A	40 A	—	.	20	1000 Ah	250 A	420 A	200 A	48 x 30 x 23 / 18	52 x 34 x 31 / 21
NEOSTART 620	230V	16 A	12/ 24V	2	10	3	90 A	30 A	60 A	—	.	20	1350 Ah	330 A	620 A	200 A	31,5 x 23 x 44,5 / 23,7	21 x 33,5 x 26,5 / 24

i Recommendation	6V														12V														24V													
	5 Ah	10 Ah	15 Ah	20 Ah	40 Ah	80 Ah	90 Ah	110 Ah	120 Ah	180 Ah	240 Ah	5 Ah	10 Ah	15 Ah	20 Ah	40 Ah	80 Ah	90 Ah	110 Ah	120 Ah	180 Ah	240 Ah	5 Ah	10 Ah	15 Ah	20 Ah	40 Ah	80 Ah	90 Ah	110 Ah	120 Ah	180 Ah	240 Ah									
START UP 80	•														•														•													
START 200	•														•														•													
START 300	•														•														•													
NEOSTART 320	•														•														•													
NEOSTART 420	•														•														•													
NEOSTART 620	•														•														•													

STARTERS & CHARGERS
AUTOMATIC



- 3 in 1**
- AUTOMATIC CHARGE**
= BATTERY
 - AUTOMATIC START**
 - TEST ALTERNATOR**

- TIMER**
- UNIVERSAL MODE** **AUTO SELECTION**
- SULFATED BATTERIES**
- ALL BATTERIES**
- GO >1V**

- FULL PROTECTION**
- On-board electronics
 - Over voltage
 - No sparks



35/50 mm²



BSU Battery Support Unit

POWER SUPPLY **DIAG+ 60A**
Voltage adjustable 12 V · 15 V

BATTERY EXPERT

12 / 24V **12V** **12 / 24V**

STARTIUM 330E
25 A
1,9 m - 10 mm² → 500 A
026469

STARTIUM 480E
40 A
1,9 m - 16 mm² → 600 A
026483
025578

STARTIUM 680E
45 A
2,2 m - 25 mm² → 600 A
026490
025585

STARTIUM 980E
50 A
2,5 m - 35 mm² → 600 A
026506

DIAG STARTIUM 60-12
60 A
2,2 m - 25 mm² → 600 A
026513

DIAG STARTIUM 60-24
60 A
2,2 m - 25 mm² → 600 A
026520
025592
076969

MADE IN FRANCE	I ₁	CHARGE		START		BSU	FUSE	LxWxH cm / kg	LxWxH cm / kg	CCA (EN) START									
		CHARGE kW	START kW	min · max	RMS / Efficace						Average / Moyen (EN 60335)	Boost	Automatic	1V/Cell	0V/Cell	AUTO START			
STARTIUM 330E	230V	16 A	0,8	6,5	12V	20 > 370 Ah	40 A	25 A	4	—	•	12V : 165 A	270 A	•	—	100 A	26 x 26 x 47 / 15,5	28 x 28 x 47 / 16	500 A
STARTIUM 480E	230V	16 A	1,7	9	12V	20 > 600 Ah	65 A	30 A	4	40 A	•	12V : 280 A	390 A	•	—	200 A	34 x 30 x 64 / 20,5	64 x 37 x 31 / 29	750 A
STARTIUM 680E	230V	16 A	2	10	12V	20 > 675 Ah	75 A	30 A	4	45 A	•	12V : 380 A	550 A	•	—	200 A	34 x 30 x 64 / 25,5	65 x 37 x 31 / 31	900 A
STARTIUM 980E	230V	16 A	2	12	12V	20 > 750 Ah	80 A	40 A	4	50 A	•	12V : 500 A	720 A	•	—	250 A	34 x 30 x 80 / 30	65 x 37 x 32 / 36	1400 A
DIAG STARTIUM 60-12	230V	16 A	2	10	12V	20 > 900 Ah	95 A	60 A	4	—	•	12V : 310 A	440 A	•	•	200 A	35 x 35 x 72 / 30,5	80 x 37 x 35 / 36	900 A
DIAG STARTIUM 60-24	230V	16 A	2	10	6V	20 > 900 Ah	65 A	40 A	—	—	•	6V : —	—	•	—	—	—	—	—
					12V	20 > 900 Ah	95 A	60 A	4	—	•	12V : 300 A	430 A	•	•	200 A	35 x 35 x 72 / 30,5	80 x 37 x 35 / 36	900 A
					24V	20 > 525 Ah	65 A	40 A	—	—	•	24V : 280 A	410 A	•	•	—	—	—	—

RECOMMENDATION	Fuse x2		Ah													
	100 A Startium 330E 054394	200 A Startium 480E, 680E, Diag. 60-12, 60-24 054547	250 A Startium 980E 055568	5 Ah	10 Ah	15 Ah	20 Ah	40 Ah	80 Ah	90 Ah	110 Ah	120 Ah	180 Ah	240 Ah	300 Ah	+ Ah
STARTIUM 330E	•	•	•													
STARTIUM 480E	•	•	•													
STARTIUM 680E	•	•	•													
STARTIUM 980E	•	•	•													
DIAG STARTIUM 60-12	•	•	•													
DIAG STARTIUM 60-24	•	•	•													





BOOSTERS

6 - 12 - 24 V

Pb inside

GYSPACK	54
STARTPACK	58
ENERGVSTATION	61

LITHIUM inside

NOMAD POWER	64
-------------	----

SUPER CAPACITOR inside

STARTRONIC	68
GYSCAP	69

MEMORY SAVER

GYSPACK OBD / NOMAD OBD	70
-------------------------	----



GYSPACK

BOOSTERS Pb/LEAD INSIDE


+ POWER SUPPLY
12V DC



SPIRAL TECHNOLOGY



SPIRAL TECHNOLOGY



EnerSys
TPPL TECHNOLOGY
Thin Plate
Pure Lead
PREMIUM QUALITY BATTERIES



12 V **28 Ah** INSIDE HOBBIES OCCASIONAL PRO INTENSIVE

GYSPACK 660

1 900 A **640 A**
1V/Cell


1.3 m - 25 mm² → 600 A

027862
027992
027879



INCLUDED GYSPACK 660

CHARGER
Power in 100-240 V/out 12 V
50/60 Hz
027992



FV FLEXIBLE VOLTAGE
85 V ↔ 265 V

12 V **28 Ah** INSIDE HOBBIES OCCASIONAL PRO INTENSIVE

GYSPACK 750

2 500 A **750 A**
1V/Cell


1.3 m - 25 mm² → 600 A

026179
026353



INCLUDED GYSPACK 750

CHARGER
Power in 110-240 V/out 12 V
50/60 Hz
054684



FV FLEXIBLE VOLTAGE
85 V ↔ 265 V

12 V **28 Ah** INSIDE HOBBIES OCCASIONAL PRO INTENSIVE

GYSPACK PRO 800

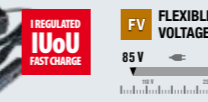
2 500 A **700 A**
1V/Cell

1.8 m - 25 mm² → 600 A

068759
072107

INCLUDED GYSPACK PRO 800

CHARGER
Power in 110-240 V/out 12 V
50/60 Hz
054684



FV FLEXIBLE VOLTAGE
85 V ↔ 265 V

12 V **16 Ah** INSIDE HOBBIES OCCASIONAL PRO INTENSIVE

GYSPACK PRO 700

1 800 A **640 A**
1V/Cell

1.4 m - 25 mm² → 600 A

027077

1 096 701



INTEGRATED CHARGER

7 STEP

12 V **30 Ah** INSIDE HOBBIES OCCASIONAL PRO INTENSIVE

GYSPACK PRO 900

3 100 A **830 A**
1V/Cell

1.8 m - 35 mm² → 600 A

027084
027954

1 096 701



INTEGRATED CHARGER

7 STEP



After each use
Après chaque utilisation
Nach jeder Anwendung

DESIGN GYS FRANCE

MADE IN GYS CHINA

MADE IN FRANCE

Model	Capacity	START			START PETROL & DIESEL	CHARGER INSIDE	EXTERNAL Charge 230V	Protection		Power out		Fuse	Fuse	LxWxH cm	LxWxH cm / kg
		1V/Cell	0V/Cell	Peak Battery				ON/OFF	Memory						
GYSPACK 660	28 Ah	12V	640 A	1200 A	1900 A	•	110-240 V	•	•	12V DC	—	1 × 200 A	35 x 19 x 40	39 x 23 x 45 / 13.5	
GYSPACK 750	28 Ah	12V	750 A	1450 A	2500 A	•	110-240 V	•	•	12V DC	—	2 × 200 A	35 x 19 x 40	39 x 23 x 45 / 13.5	
GYSPACK PRO 800	28 Ah	12V	700 A	1320 A	2500 A	•	110-240 V	•	•	12V DC	10 A	2 × 200 A	31 x 19 x 35	32 x 23 x 37 / 18.4	
GYSPACK PRO 700	16 Ah	12V	640 A	1200 A	1800 A	•	220-240 V	•	•	12V DC	10 A	1 × 200 A	33 x 15 x 32	35 x 24 x 36 / 12	
GYSPACK PRO 900	30 Ah	12V	830 A	1700 A	3100 A	•	220-240 V	•	•	12V DC	10 A	1 × 300 A	33 x 15 x 32	35 x 24 x 36 / 16	

RECOMMENDATION	Capacity															
	6V	12V	24V	5 Ah	10 Ah	15 Ah	20 Ah	40 Ah	80 Ah	90 Ah	110 Ah	120 Ah	180 Ah	240 Ah	300 Ah	+ Ah
GYSPACK 660	•	•	•													
GYSPACK 750	•	•	•													
GYSPACK PRO 800	•	•	•													
GYSPACK PRO 700	•	•	•													
GYSPACK PRO 900	•	•	•													



57

GYSPACK

BOOSTERS • Pb/LEAD INSIDE



STARTPACK

BOOSTERS Pb/LEAD

INSIDE



SMART STARTER MANAGEMENT SYSTEM

- FULL PROTECTION**
 - On-board electronics
 - Reverse polarity
 - Over voltage
 - No sparks
- AUTO DETECT**
 - Battery voltage detection
 - Microprocessor Control
 - TIMER Adjustable



INCLUDED GYSFLASH XL 6.12 1.9m 1.9m

7 STEP 6 A - Advanced technology 8 step smart charge

12/24 V **50 Ah SPIRAL** + **50 Ah SPIRAL** **INSIDE** HOBBIES OCCASIONAL **PRO +++ INTENSIVE**

STARTPACK PRO 12.24 XL


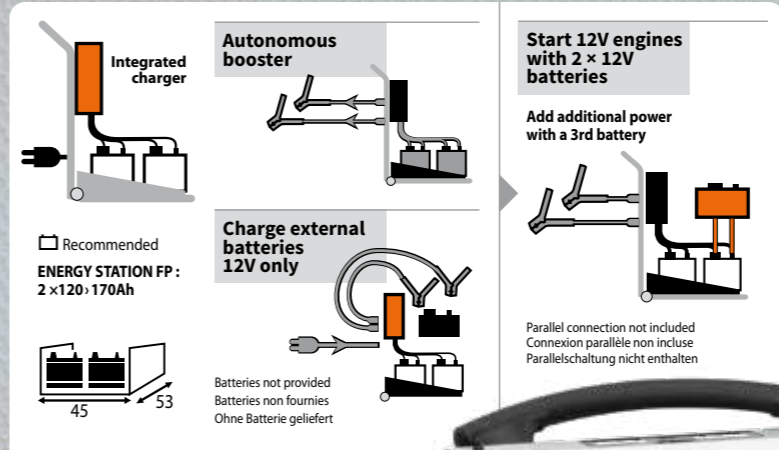
12V	8 500 A	1600 A	24V	4 250 A	1400 A
		1V/Cell	★ ★ ★ ★		1V/Cell

2m - 70mm² 1000 A 026711

OPTION

- STANDARD CABLES 1000 A - 70 mm² 2m 026797
- STANDARD CABLES 1000 A - 70 mm² 4m 026827
- NATO CABLES 3 m - 50 mm² 072589
- NATO CONNECTOR 026780
- NATO ID / NCAGE : F8154 CG730

ENERGY STATION



- FULL PROTECTION**
- On-board electronics
 - Over voltage
 - No sparks
 - Reverse polarity

12/24 V HOBBIES OCCASIONAL **PRO INTENSIVE +++**

ENERGY STATION FP 069589

INTEGRATED CHARGER **6 STEP**

Model	Batteries	START			START PETROL & DIESEL	CHARGE		CHARGER	Protection			LxWxH cm	LxWxH cm / kg		
		1V/Cell	0 V/Cell	Peak Battery		min	max		ON/OFF	Fuse	Protection				
STARTPACK PRO 12.24 XL	2x 50 Ah	12V	1 600 A	3 000 A	8 500 A	Lead/LFP	—	—	6 A outside	automatic	•	300 A	2m ø 70mm ²	106 x 32 x 35	112 x 35 x 43 / 68
ENERGY STATION FP	according to battery / selon batteries / je nach Batterie (Pb only)	12V / 24V	1 400 A	2 600 A	4 250 A	Lead/LFP	12/24 V	100 · 375 Ah (x2)	30 A inside	manual	•	300 A	2,5 m ø 50mm ²	70 x 65 x 91	80 x 53 x 28 / 29

RECOMMENDATION

Model	12V	24V	5 Ah	10 Ah	15 Ah	20 Ah	40 Ah	80 Ah	90 Ah	110 Ah	120 Ah	180 Ah	240 Ah	300 Ah	+ Ah
STARTPACK PRO 12.24 XL	•	•													
ENERGY STATION FP	—	—													



SELECT THE RIGHT BOOSTER

CHOISISSEZ VOTRE BOOSTER • WÄHLEN SIE IHREN BOOSTER AUS

6/12V		12 V									12-24 V					
GYSPACK HERITAGE		GYSPACK 400	GYSPACK AIR	GYSPACK 600	GYSPACK PRO	GYSPACK 660	GYSPACK PRO 700	GYSPACK 750	GYSPACK PRO 800	GYSPACK PRO 900	STARTPACK TRUCK/ TRUCK MOBILE	STARTPACK 12.24 CI	STARTPACK PRO 12.24 CI	STARTPACK PRO 12.24 XL	ENERGY STATION FP	
025844		025455	026322	027336	026155	027862	027077	026179	068759	027084	025448 / 026025	024991	028920	026711	069589	
		12 V	12 V	12 V	12 V	12 V	12 V	12 V	12 V	12 V	12 V	12 V	12 V	12 V	12 V	
START	1V/Cell	400 (6 V)	480 A	480 A	550 A	600 A	640 A	640 A	750 A	700 A	750 (12 V)	900 A (12 V)	1300 A (12 V)	1600 A (12 V)	/	
	0V/Cell	450 (12 V)									650 (24 V)	700 A (24 V)	1200 A (24 V)	1400 A (24 V)		
	PEAK BATTERY	800 (6 V)	900 A	900 A	1050 A	1100 A	1200 A	1200 A	1450A	1320 A	1700 A	1450 A (12 V)	1700 A (12 V)	2400 A (12 V)		3000 A (12 V)
		850 (12 V)										1300 A (24 V)	1350 A (24 V)	2250 A (24 V)		2600 A (24 V)
		3200 (6 V)	1250 A	1250 A	1750 A	1750 A	1900 A	1800 A	2500 A	2500 A	3100 A	3200 A (12 V)	3600 A (12 V)	6200 A (12 V)		8500 A (12 V)
1600 (12 V)										1600 A (24 V)	1800 A (24 V)	3100 A (24 V)	4250 A (24 V)			
	2 x 20 Ah	18 Ah	18 Ah	22 Ah	22 Ah	28 Ah	16 Ah <i>EnerSys</i>	28 Ah	28 Ah	30 Ah <i>EnerSys</i>	2 x 22 Ah	2 x 16 Ah <i>EnerSys</i>	2 x 30 Ah <i>EnerSys</i>	2 x 50 Ah <i>EXIDE TECHNOLOGIES</i>		
	SPIRAL TECHNOLOGY															
	ON/OFF	■	■	■	■	■	■	■	■	■	■	■	■	■	■ automatic	
	TEST/OK	■	■	■	■	■	■	■	■	■	-	■	■	■	■	
	external 2 A	external 0,5 A	external 0,5 A	external 0,5 A	external 0,5 A	external 2 A	internal 2,5 A	external 2 A	external 2 A	internal 2,5 A	external 2 A	internal 4 A	internal 4 A	external 6 A	internal 30A	
	IUoU	WU	WU	WU	WU	IUoU	7 step	IUoU	IUoU	7 step	IUoU	7 step	7 step	7 step	6 step	
	12 V DC	12 V DC	12 V DC	12 V DC	12 V DC	12 V DC	12 V DC	12 V DC	12 V DC	12 V DC	12 V DC					
	■	■	■	■	■	■	■	■	■	■	■	■	■	■	■	
	1,8 m ø25 mm²	0,6 m ø16 mm²	1,1 m ø25 mm²	0,6 m ø16 mm²	1,1 m ø25 mm²	1,3 m ø25 mm²	1,4 m ø25 mm²	1,3 m ø25 mm²	1,8 m ø25 mm²	1,8 m ø35 mm²	1,8 m ø25 mm²	1,8 m ø35 mm²	2 m ø50 mm²	2 m ø70 mm²	2,5 m ø50 mm²	
	37×20×46	26×10×29	33×17×37	26×10×29	35×14×37	35×19×40	33×15×32	35×19×40	31×19×35	33×15×32	37×20×46/37×20×57	34×18×46	63×39×30	112×35×43	70×65×91	
	18 kg	6,5 kg	8,5 kg	6,5 kg	9 kg	13,5 kg	12 kg	13,5 kg	18,4 kg	16 kg	18/21 kg	22 kg	34 kg	68 kg	29 kg +	

★ **MINI PRO**

★★★ **PRO**

★★★★★ **UNIVERSAL PRO**

ATTENTION HORS UTILISATION
Laisser le chargeur branché en permanence.

ACHTUNG WENN NICHT IN GEBRAUCH
Ladegerät dauernd angeschlossen lassen.

ATTENTION CUANDO ESTA APAGADO
Dejar el cargador conectado permanentemente.

OPGELET BUITEN GEBRUIK
Laat de lader onafgebroken aangesloten.



NATO / OTAN : COMPATIBLE PRODUCTS

- Produits compatibles - Kompatible Produkte



	GYSLASH 30.12, 50.12 FV, 51.12, 100.12, 101.12 CNT	GYSLASH 101.24 CNT FV, 121.12 CNT FV, 125.12 CNT FV	GYSLASH 123.12 CNT FV, 103.24 CNT FV, 107.24 CNT FV	GYSLASH 108.12 CNT FV, 148.12 CNT FV, 158.12 CNT FV	GYSLASH 53.48 CNT FV	GYSLASH 15.24 XTREM	STARTIUM 980E	STARTPACK PRO 12.24 XL
	✓	—	—	—	✓	—	—	—
	—	✓	✓	✓	—	—	—	—
	—	—	—	—	—	—	—	—
	—	—	—	—	—	—	✓	—
	—	—	—	—	—	—	—	✓
	—	—	—	—	—	—	—	—
	—	—	—	—	—	✓	—	—
	—	—	—	—	—	✓	—	—

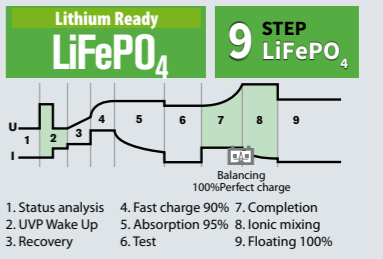
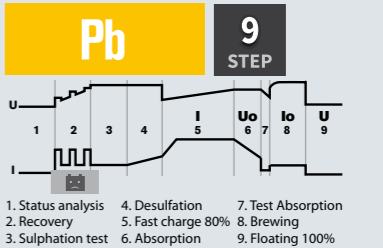


TRACTION BATTERIES : COMPATIBLE PRODUCTS

- Produits compatibles - Kompatible Produkte



	TYPE	6 h	7 h	8 h	9 h	10 h	11 h	12 h	13 h	14 h	CURRENT
24 V	BATIUM 25.24 X	liquid 75 Ah	90 Ah	120 Ah	125 Ah	130 Ah	140 Ah	155 Ah	165 Ah	180 Ah	25 A
	GYSLASH 30.24 HF	liquid —	—	—	75 Ah	85 Ah	105 Ah	125 Ah	145 Ah	175 Ah	15 A
	GYSLASH 50.24 HF	liquid —	—	—	250 Ah	290 Ah	350 Ah	410 Ah	480 Ah	550 Ah	50 A
	GYSLASH 51.12	liquid 130 Ah	150 Ah	180 Ah	210 Ah	240 Ah	270 Ah	310 Ah	350 Ah	390 Ah	25 A
	GYSLASH 101.24	liquid 390 Ah	470 Ah	550 Ah	630 Ah	720 Ah	820 Ah	930 Ah	1050 Ah	1200 Ah	100 A
	GYSLASH 103.24 GYSLASH 107.24	gel —	—	500 Ah	560 Ah	630 Ah	700 Ah	760 Ah	830 Ah	900 Ah	100 A
36 / 48 V	GYSLASH 25.48	liquid 130 Ah	150 Ah	180 Ah	210 Ah	240 Ah	270 Ah	310 Ah	350 Ah	390 Ah	25 A
	GYSLASH 51.48	liquid 260 Ah	310 Ah	360 Ah	420 Ah	480 Ah	540 Ah	610 Ah	680 Ah	790 Ah	50 A
	GYSLASH 53.48	gel —	—	260 Ah	300 Ah	330 Ah	370 Ah	400 Ah	440 Ah	470 Ah	50 A



	Cables Anderson 175A/Texas	5 m - 25 mm²	025721
	Cables REMA 160A/Texas	5 m - 25 mm²	025714
	Cables REMA 160A/Anderson	5 m - 16 mm²	069091
	Cables Anderson 175A/Anderson	5 m - 16 mm²	069107



BOOSTERS LITHIUM INSIDE

SPECIALIST HOBBY • Non professional use •
Utilisation non professionnelle • Nicht für gewerblichen
Gebrauch.



PRO
★★★

- ▶ START ENGINE
- + POWER BANK
- ▶ LIGHT



PRO
★★★

PRO XL
★★★★



12V

NOMAD POWER 300
350 A



025875

NOMAD POWER 500
550 A



027145

NOMAD POWER 400
500 A



025882

NOMAD POWER PRO 700
600 A



027510

12 / 24 V

NOMAD POWER PRO TRUCK
2000 A



027527

12 V

NOMAD POWER PRO 12 XL
3000 A



025912

1000 A
1V/Cell



24 V

NOMAD POWER PRO 24 XL
3000 A



025905

1400 A
1V/Cell



MADE IN CHINA

64

	LITHIUM			START			INPUT	OUTPUT			POWER BANK	cm	kg
	CAPACITY/CELL	TYPE	FULL CHARGE	1V/Cell	0V/Cell	Peak Battery		START PETROL & DIESEL	OBD supply compatibility (with 054202)				
NP 300	2.5 Ah - 37 Wh	LiCoO2	3 h	350 A	700 A	900 A	12V (Pb/Lead only)	USB-C: 5V/2A	(x1) USB 3.0 QC: 5/9/12V - 2A	(x1) USB-A: 5V - 2.1A	—	14.5 x 8.5 x 3	0.365
NP 400	3 Ah - 45 Wh	LiCoO2	3 h 30	500 A	1000 A	1200 A	12V (Pb/Lead only)	USB-C: 5V/2A	(x1) USB 3.0 QC: 5/9/12V - 2A (x1) USB-A: 5V - 2.1A	(x1) JACK DC ø5.5: 15V - 5A	—	17.5 x 8.5 x 3	0.498
NP 500	5.25 Ah - 77.7 Wh	LiCoO2	4 h	550 A	1300 A	1500 A	12V (Pb/Lead only)	QC USB-C: 18W max	(x1) USB-A: 5V - 1A	(x1) USB-A: 5V - 2.1A	—	22.5 x 9.1 x 3.4	0.610
NP PRO 700	6 Ah - 92.5 Wh	LiCoO2	5h (with 15W charger) 1h15 (with 60W charger)	600 A	1500 A	2000 A	12V (Pb/Lead only)	PD USB-C: 60W max	(x1) USB 3.0 QC: 5V/2.4A 9V/2A 12V - 1.5A	(x1) USB-A: 5V - 2.1A (x1) USB-C Power Delivery: 60W (x1) JACK DC ø5.5: 15V - 10A	—	22.8 x 10 x 3.8	0.82
NP PRO TRUCK	6 Ah - 155.4 Wh	LiCoO2	7 h	600 A	1500 A	2000 A	12V/24V (Pb/Lead only)	QC USB-C: 18W max	(x1) USB-A: 5V - 1A (x1) USB-A: 5V - 2.1A	(x1) Cigarette Lighter: 12V - 10A	•	24.8 x 24.8 x 9.6	2.4
NP PRO 12XL	8 Ah - 118.4 Wh	LiCoO2	2 h 30	1000 A	1800 A	3000 A	12V (Pb/Lead only)	JACK DC ø5.5: 18V - 2A	(x2) USB-A: 5V - 2.1A (x2) Cigarette Lighter: 12V - 5A	(x1) QC USB-C: 18W max	•	27.4 x 27.8 x 11	5.6
NP PRO 24XL	8 Ah - 236.8 Wh	LiCoO2	5 h	1400 A	2400 A	3000 A	24V (Pb/lead only)	JACK DC ø5.5: 18V - 2A	(x2) USB-A: 5V - 2.1A (x2) Cigarette Lighter: 12V - 5A	(x1) QC USB-C: 18W max	•	27.4 x 27.8 x 11	5.6

Recommendation	Motorcycle	Car	Van	Truck	Bus	Tractor	Excavator	Generator
NP 300	5 > 70 Ah							
NP 400	5 > 90 Ah							
NP 500	5 > 120 Ah							
NP 700	5 > 140 Ah							
NP PRO TRUCK	5 > 140 Ah							
NP PRO 12XL	5 > 180 Ah							
NP PRO 24XL	> 240 Ah							



BOOSTERS LITHIUM INSIDE

SPECIALIST HOBBY • Non professional use • Utilisation non professionnelle • Nicht für gewerblichen Gebrauch.

START ENGINE

POWER BANK



LIGHT

INCLUDED

- SMART CABLE MULTI SECURITIES
- ✓ Nomad Power 401
- ✓ Nomad Power 501
- ✓ Nomad Power PRO 701
- ✓ Nomad Power PRO 801
- ✓ Nomad Power PRO 901 FC



NEW
05 2025

NEW
05 2025

12V

NOMAD POWER 401
900 A | **350 A** 1V/Cell

0,28 m - 5,2 mm² AWG10
 SMART CABLE MULTI SECURITIES

087316

NOMAD POWER 501
1200 A | **500 A** 1V/Cell

0,28 m - 5,2 mm² AWG10
 SMART CABLE MULTI SECURITIES

087323

12 V

NOMAD POWER PRO 701
1250 A | **700 A** 1V/Cell

0,26 m - 8,3 mm² AWG8
 SMART CABLE MULTI SECURITIES

085855

NOMAD POWER PRO 801
1500 A | **850 A** 1V/Cell

0,26 m - 8,3 mm² AWG8
 SMART CABLE MULTI SECURITIES

085831

NOMAD POWER PRO 901 FC
1700 A | **900 A** 1V/Cell

0,26 m - 8,3 mm² AWG8
 SMART CABLE MULTI SECURITIES

085879

FAST CHARGE
100% in 1 h 15

	LITHIUM			START				INPUT	OUTPUT		
	CAPACITY/CELL	TYPE	FULL CHARGE	1V/Cell	0V/Cell	Peak Battery					
NP 401	2.5 Ah - 37 Wh	LiCoO2	3 h	350 A	700 A	900 A	12 V (Pb/Lead only)	USB-C : 5V/2A	(x1) USB 3.0 QC : 5/9/12V - 2A (x1) USB-A : 5V - 2.1A	14.5 x 8.5 x 3	0.32
NP 501	3 Ah - 45 Wh	LiCoO2	3 h 30	500 A	1000 A	1200 A	12 V (Pb/Lead only)	USB-C : 5V/2A	(x1) USB 3.0 QC : 5/9/12V - 2A (x1) USB-A : 5V - 2.1A (x1) JACK DC ø5.5 : 15V - 5A	17.5 x 8.5 x 3	0.48
NP PRO 701	4 Ah - 59.2 Wh	LiCoO2	3 h	700 A	1100 A	1250 A	12 V (Pb/Lead only)	USB-C : 5V/3A	(x1) USB 3.0 QC : 5V/2.4A 9V/2A 12V - 1.5A (x1) USB-A : 5V - 2.1A (x1) USB-C : 5V - 3A (x1) JACK DC ø5.5 : 15V - 10A	22.8 x 10 x 3.8	0.82
NP PRO 801	5 Ah - 74 Wh	LiCoO2	4 h	850 A	1300 A	1500 A	12 V (Pb/Lead only)	USB-C : 5V/3A	(x1) USB 3.0 QC : 5V/2.4A 9V/2A 12V - 1.5A (x1) USB-A : 5V - 2.1A (x1) USB-C : 5V - 3A (x1) JACK DC ø5.5 : 15V - 10A	22.8 x 10 x 3.8	0.82
NP PRO 901 FC	6 Ah - 92.5 Wh	LiCoO2	5h (with 15W charger) 1h15 (with 67W charger)	900 A	1400 A	1700 A	12 V (Pb/Lead only)	PD USB-C : 60W max	(x1) USB 3.0 QC : 5V/2.4A 9V/2A 12V - 1.5A (x1) USB-A : 5V - 2.1A (x1) USB-C Power Delivery : 60W (x1) JACK DC ø5.5 : 15V - 10A	22.8 x 10 x 3.8	0.82

Recommendation											
NP 401	5 > 70 Ah										
NP 501	5 > 90 Ah										
NP PRO 701	5 > 140 Ah										
NP PRO 801	5 > 150 Ah										
NP PRO 901 FC	5 > 150 Ah										

OPTION

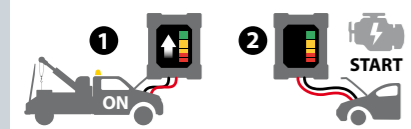
- 67 W Fast USB-C Charger**
✓ Nomad Power PRO 901 FC
087132
- 15 W USB-C Charger**
✓ Nomad Power 401 / 501
✓ Nomad Power PRO 701 / PRO 801 / PRO 901 FC
087101
- 15 W USB-C Charger**
✓ Nomad Power 401 / 501
✓ Nomad Power PRO 701 / PRO 801 / PRO 901 FC
087354

NEW

BOOSTERS SUPER CAPACITOR

BATTERYLESS - SANS BATTERIE
- OHNE BATTERIE

EASY TO USE



STARTRONIC 800 : 1 minute
STARTRONIC HYBRID 950 : 1 minute
STARTRONIC SUPERCAP 12 / 24 V : 3 minutes

DC/DC CONVERTER INSIDE (>5V)



800 : 4 minutes
HYBRID 950 : 4 minutes
SUPERCAP 12 / 24 V : 5 minutes



✓ SMART
✓ SAFE
✓ POWERFUL



➕ Output USB
➕ Light

5x 800 F INSIDE 12V 5x 950 F + Lithium INSIDE

STARTRONIC 800
800 A 12V GO > 5V

026735



STARTRONIC HYBRID 950
950 A 12V GO > 1V

026117



INCLUDED STARTRONIC 800 & HYBRID 950 CIGARETTE LIGHTER for Easy charge



INCLUDED STARTRONIC HYBRID 950 Lithium battery



027404

027411

MADE IN CHINA

MADE IN FRANCE

- ✓ NO BATTERY INSIDE
- ✓ NO MAINTENANCE
- ✓ FAST TO USE
- ✓ BOOSTER SANS BATTERIE INTERNE
- ✓ AUCUNE MAINTENANCE
- ✓ RAPIDE D'UTILISATION
- ✓ KEINE INTERNE BATTERIE
- ✓ KEINE WARTUNG
- ✓ SCHNELL EINSETZBAR
- FULL PROTECTION
- 40/+65°C
- 1 MILLION CYCLES
- FAST CHARGE
- NO SULFATION DURING STORAGE
- UNLIMITED STARTS



12V / 24V 10x 900 F INSIDE

STARTRONIC SUPERCAP 12 / 24V
1050 A 12V GO > 7V
880 A 24V GO > 7V

082816

INPUT CHARGE

EASY & CONVENIENT

3 charging modes

<p>1 INCLUDED</p> <p>CLAMPS on running vehicle for Fast charge</p> <p>GYSCAP 680E : 1 minute GYSCAP 24V : 1 minute</p>	<p>2 INCLUDED</p> <p>CIGARETTE LIGHTER for Easy charge</p> <p>GYSCAP 680E : 10 minutes GYSCAP 24V : 30 minutes</p>	<p>3 OPTION</p> <p>GYSFLASH 4.12 p.6 029422 F5 / Cigarette lighter p.16 029439</p> <p>GYSFLASH 4.12 for mains charge</p> <p>GYSCAP 680E : 1 hour (max) GYSCAP 24V : 1 hour (max)</p>
---	---	---



12V 5x 3000 F INSIDE

GYSCAP 680E
1600 A 12V GO > 1V
026773
1.7 m - 25 mm²
Cables 100% Cu

Homologations / Approvals / Zulassungen :
PSA17.1716



24V 10x 3000 F INSIDE

GYSCAP 24V
2500 A 24V GO > 2V
028944
2 m - 50 mm²
Cables 100% Cu

	START			Number of Capacitors	Integrated Inverter	Charging time				MICRO USB Type B	internal lithium battery	LIGHT	cm	kg
	1V/Cell	0V/Cell	Peak battery			12V	12V/10A	5V/2A	Light					
STARTRONIC 800	800 A	1 400 A	-	12V	5 × 800 F	4 min	60 s	4 min	4 min	5V/2A	40 min	-	26,7 × 19,5 × 5	1,86
STARTRONIC HYBRID 950	950 A	1 660 A	-	12V	5 × 950 F	4 min	60 s	4 min	4 min	5V/2A	40 min	30 min	25 × 18,5 × 6	1,86
STARTRONIC SUPERCAP 12/24V	1 050 A	1 800 A	-	12V	10 × 900 F	5 min	3 min	-	-	-	-	-	34 × 43 × 20	7
	880 A	1 500 A	-	24V	10 × 900 F	2 min	2 min	-	-	-	-	-	-	-
GYSCAP 680E	1 600 A	2 700 A	9 000 A	12V	5 × 3000 F	-	1 min	10 min	10 min	-	-	-	35 × 44 × 19	8,2
GYSCAP 24V	2 500 A	4 500 A	10 000 A	24V	10 × 3000 F	-	1 min	30 min	30 min	-	-	-	32 × 49 × 21,5	12

Recommendation	Motorcycle	ATV	Motorboat	Caravan	Car	Van	Truck	Tractor	Excavator	Truck	Bus
STARTRONIC 800	5 < 90 Ah										
STARTRONIC HYBRID 950	5 < 100 Ah										
STARTRONIC SUPERCAP 12/24V	5 < 150 Ah										
GYSCAP 680 E	5 < 150 Ah										
GYSCAP 24V	225 Ah										

MEMORY SAVER

SAUVEGARDE MÉMOIRE • SICHTUNG DES SPEICHERS

Traditional Pb battery INSIDE

GYSPACK OBD
054998
055001



INSIDE	MEMORY SAVER		25 × 18 × 25 cm	3 kg
Pb 12V - 7 Ah	OBD < 4A	< 4A		

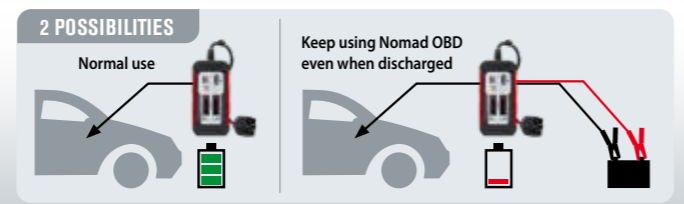


Lithium battery INSIDE

NOMAD OBD MEMORY SAVER
085480
NEW 01 2025



INSIDE	MEMORY SAVER		14.5 × 7.2 × 3.5 cm	515 g
Li-ion 12V - 2 Ah	OBD < 4A	< 4A		



Connected to booster

CABLE OBD
- Câble OBD
- Kabel für OBD



MEMORY AUTO SAVE CABLE OBD
Fuse 7,5 A - 1,5 m
054202



ACCESSORIES

TRADITIONAL TESTERS	72
CONNECTED TESTERS	72
DIGITAL TESTERS	72
TESTERS WITH PRINTERS	74
POWER INVERTERS	76
PORTABLE ENERGY	78

JUMPER CABLES	80
EV CHARGING	81
EV BATTERY LIFT	82
EV BATTERY ACCESSORIES	83
BATTERY LIFT	84
ACCESSORIES	84
WORKING LIGHTS	86

TESTERS TRADITIONAL



NEW DESIGN
02/2025

TBP 100
6/12 V 20 > 100 Ah
055131

TBP 500
12 V 10 > 160 Ah
055148

TESTERS CONNECTED



x13
Languages
Sprachen

Download on the App Store
GET IT ON Google Play

BTW 6V/12V
6/12 V 7 > 240 Ah
077355

TESTERS DIGITAL



BT 001
12 V 7 > 230 Ah
056640



NBT 100
12 V 20 > 150 Ah
024151

NBT 200
12 V 20 > 150 Ah
024168

x1
Languages
Sprachen



DBT 300
12 V 4 > 150 Ah
024175

x10
Languages
Sprachen



DBT 350
12 V 7 > 240 Ah
025868

x8
Languages
Sprachen



DBT 410
6/12 V 7 > 240 Ah
083233

x12
Languages
Sprachen




DBT 500
6/12 V 7 > 240 Ah
079823

x12
Languages
Sprachen



DBT 710
6/12 V 7 > 240 Ah
083585



	BATTERY A	BATTERY V	TEST			DIGITAL	RESULT	TEMPERATURE COMPENSATION	kg	cm	L x W x H cm / kg
			CHARGE & START SYSTEM VEHICLE								
MADE IN CHINA	TBP 100	6-12V	20 > 100 Ah	•	•	12V	—	5/10s	15 min	—	1.5 16x1.8x30 30.7x17.2x10.3 / 1.5
	TBP 500	12V	10 > 160 Ah	•	•	12V	—	15s	15 min	—	3.75 27x26x13 31x28.6x18.2 / 3.8
	BTW 6V/12V	6-12V	7 > 240 Ah	—	min 4,5V	12V	—	1s	instant	•	0.11 11x3x2 7.5x4.5x16.4 / 0.16
	BT 001	12V	7 > 230 Ah	—	•	12V	LED	1s	instant	—	0.29 3x12x1.5 24.2x11.8x2.4 / 0.29
MADE IN TAIWAN	NBT 100	12V	20 > 150 Ah	•	min 7V	—	•	1s	instant	—	0.25 7x1.5x12 5x18x25.8 / 0.3
	NBT 200	12V	20 > 150 Ah	•	min 7V	12V	•	1s	instant	—	0.25 7x1.5x12 5x18x25.8 / 0.3
	DBT 300	12V	4 > 150 Ah	•	min 4,5V	12V	back-lit / rétro-éclairé	1s	instant	—	0.25 12x7.9x22.7 5x18x25.8 / 0.3
	DBT 350	12V	7 > 240 Ah	•	min 8V	12 / 24V	back-lit / rétro-éclairé	1s	instant	•	0.8 9.6x3x13.8 6.5x10.5x21 / 0.35
MADE IN CHINA	DBT 410	6-12V	7 > 240 Ah	•	min 5V	6 / 12V	color screen 2.4"	1s	instant	•	0.24 8x1.8x13.4 4.2x8.5x15
	DBT 500	6-12V	7 > 240 Ah	•	min 5V	6 / 12V	color screen 2.4"	1s	instant	•	0.3 8x2x14 5x18.5x18.5 / 0.44
	DBT 710	6-12V	7 > 240 Ah	•	min 3V	12 / 24V	color screen 3.2"	1s	instant	•	0.9 10x3.5x20.5 10x18.4x25.3

i Recommendation	TEST		LIQUID	START / STOP ENGINE	EFB	AGM VRLA / GEL	Truck	Truck	Truck	Truck	CURRENT CCA SAE
	Battery/Batteries / Ladegeräte	Alternator Circuit / Circuit alternateur / Lichtmaschinenkreis									
TBP 100	6/12V	•	•	•	•	•	•	•	•	•	—
TBP 500	12V	•	•	•	•	•	•	•	•	•	0 > 1000 A
BTW 6V/12V	6/12V	•	•	•	•	•	•	•	•	•	10 > 2000 A
BT 001	12V	•	•	•	•	•	•	•	•	•	—
NBT 100	12V	•	•	•	•	•	•	•	•	•	200 > 1200 A
NBT 200	12V	•	•	•	•	•	•	•	•	•	200 > 1200 A
DBT 300	12V	•	•	•	•	•	•	•	•	•	40 > 1200 A
DBT 350	12V	•	•	•	•	•	•	•	•	•	40 > 2000 A
DBT 410	6/12V	•	•	•	•	•	•	•	•	•	10 > 2000 A
DBT 500	6/12V	•	•	•	•	•	•	•	•	•	100 > 2000 A
DBT 710	6/12V	•	•	•	•	•	•	•	•	•	—

Languages - Sprachen

	GB	FR	DE	IT	ES	PT	CZ	NL	PL	RU	TR	CN	JP	KR	IR
DBT 300	✓	✓	✓	✓	✓	✓	✓	✓	✓	✓	✓	✓	✓	✓	✓
DBT 350	✓	✓	✓	✓	✓	✓	✓	✓	✓	✓	✓	✓	✓	✓	✓
DBT 410	✓	✓	✓	✓	✓	✓	✓	✓	✓	✓	✓	✓	✓	✓	✓
DBT 500	✓	✓	✓	✓	✓	✓	✓	✓	✓	✓	✓	✓	✓	✓	✓
DBT 710	✓	✓	✓	✓	✓	✓	✓	✓	✓	✓	✓	✓	✓	✓	✓
PBT 550	✓	✓	✓	✓	✓	✓	✓	✓	✓	✓	✓	✓	✓	✓	✓
PBT 700	✓	✓	✓	✓	✓	✓	✓	✓	✓	✓	✓	✓	✓	✓	✓
PBT 720	✓	✓	✓	✓	✓	✓	✓	✓	✓	✓	✓	✓	✓	✓	✓
PBT 812	✓	✓	✓	✓	✓	✓	✓	✓	✓	✓	✓	✓	✓	✓	✓
PBT 824	✓	✓	✓	✓	✓	✓	✓	✓	✓	✓	✓	✓	✓	✓	✓
BTW 6V/12V	✓	✓	✓	✓	✓	✓	✓	✓	✓	✓	✓	✓	✓	✓	✓

TESTERS WITH PRINTERS

056220	x2	37 mm	7.5 mm	25 mm	BT 301 / BT 501 / BT 551
056237	x1	57 mm	28 mm	50 mm	RT 777 / PBT 700 / PBT 812 / PBT 824
056633	x2	57 mm	7.5 mm	25 mm	PBT 550 / PBT 600 / PBT 700 / PBT 720 / PBT 812 / PBT 824 / SPM

YouTube
PLAYLIST
BATTERY TESTERS

Included for PBT 812 / PBT 824
4 wire connector = more precision
connecteur 4 fils = plus de précision

1.3 m
0.5 m *detachable
M/F plug
Clamps 056510

COMPATIBILITY

USB Barcode scanner 1D/2D for PBT 812, PBT 824 027718 p.36

NEW DESIGN 04/2025

x6 Languages Sprachen

PBT 550
12 V

PRINTER • 12 V

NEW 01/2025

x12 Languages Sprachen

XL Full Color screen

- Complete analysis
- Historical data
- Graphical data analysis Waveform function

• Download app & Print

PBT 700
12 V

NEW DESIGN 03/2025

x10 Languages Sprachen

Color screen

- Complete analysis
- Historical data
- Graphical data analysis Waveform function

• Battery-management software

PBT 812
6-12 V

PRINTER • 6/12 V

NEW DESIGN 03/2025

x10 Languages Sprachen

LCD screen

- Complete analysis
- Battery-management software

PBT 824
6-12/24 V

LCD COLOR

PRINTER • 6/12/24 V (2x12)

PBT 550

12 V 30 > 220 Ah

START STOP ALTERNATOR 12 V

024199

0.65 m x2 (included) 056633

PBT 700

12 V 7 > 240 Ah

START STOP ALTERNATOR 12/24 V

024229

1.2 m x1 (included) 056237

PBT 720

6/12 V 7 > 240 Ah

START STOP ALTERNATOR 6/12/24 V

083240

2.6 m x2 (included) 056633

PBT 812

6/12 V 7 > 240 Ah

START STOP ALTERNATOR 12/24 V

076686

x1 (included) 056237

PBT 824

6/12/24(2X12)V 7 > 240 Ah

START STOP ALTERNATOR 12/24 V

025738

x1 (included) 056237

	BATTERY	TEST		PRINT PAPER	DIGITAL	RESULT	TEMPERATURE COMPENSATION	BATTERY	kg	cm	L x W x H cm / kg
		A	V								
MADE IN CHINA	PBT 550	12V	30 > 220 Ah	• min 6 V	12V	•	instant	—	0.55	55 x 25	29 x 23 x 9 / 0.9
	PBT 700	12V	7 > 240 Ah	• min 8 V	12/24V	•	instant	—	0.7	23.5 x 10.2 x 6.8	40.5 x 28 x 9 / 1.9
MADE IN CHINA	PBT 720	6-12V	7 > 240 Ah	• min 3 V	6/12/24V	•	instant	2 x 3.7V - 2 A lithium-ion polymer batteries	0.9	26 x 10.5 x 5	27.2 x 36.4 x 9.3 / 2
	PBT 812	6-12V	7 > 240 Ah	• min 1.5V	12/24V	•	instant	6 x 1.5V LR6-AA or 18650 lithium battery (not included)	0.7	28 x 14 x 7.5	34 x 47 x 11.5 / 3.1
	PBT 824	6-12-24 (2x12)V	7 > 240 Ah	• min 1.5V	12/24V	•	instant	6 x 1.5V LR6-AA	0.7	25 x 4.5 x 13	40 x 28 x 9 / 2.3

Recommendation	TEST		PRINT PAPER	LIQUID	START /STOP ENGINE	EFB	AGM VRLA/GEL	TRUCK	VAN	CAR	MOTORCYCLE	CURRENT CCA SAE
	Battery/Batteries/Ladegeräte	Alternator Circuit/Circuit alterateur/Lichtmaschinenchaltkreis										
PBT 550	12V	12V	•	•	•	•						30 > 220 Ah
PBT 700	12V	12-24V	•	•	•	•	7 > 240 Ah					7 > 240 Ah
PBT 720	6V 12V	6-12-24V	•	•	•	•						7 > 240 Ah
PBT 812	6V 12V	12V	•	•	•	•						7 > 240 Ah
PBT 824	6V 12V 24V (2X12)	12-24V	•	•	•	•						7 > 240 Ah

POWER INVERTERS

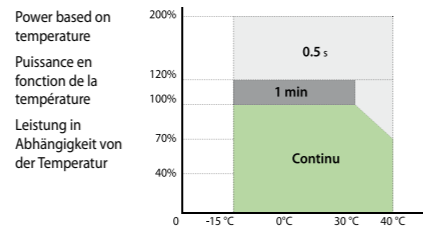
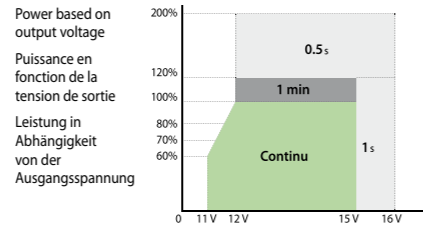
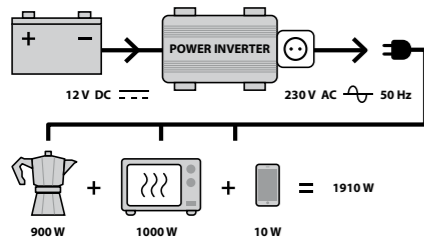
12/24 V DC > 230 V AC



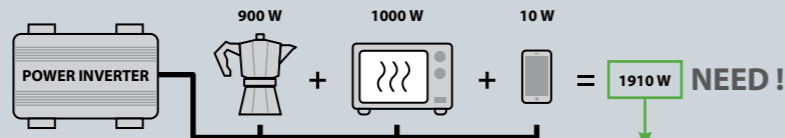
PSW REMOTE CONTROL



MSW / PSW TECHNOLOGY



- Under-voltage / Over-voltage / Overload / Overheating / Output short-circuit
- Tension faible / Surtension / Surcharge / Surchauffe / Court-circuit
- Unterspannung / Überspannung / Überlastung / Überhitzung / Kurzschluss am Ausgang



SELECT THE RIGHT POWER INVERTER
• CHOISISSEZ VOTRE CONVERTISSEUR
• WÄHLEN SIE IHREN WECHSELRICHTER

CONVERGYS 150	CONVERGYS 300	PSW 601W RC-12	PSW 1002W RC-12	PSW 1502W RC-12	PSW 2002W RC-12	PSW 2002W RC-24	MSW 82000	
12 V							24 V	
							70 Ah	200 Ah

HOME APPLIANCE - ÉLECTROMÉNAGER			
Microwave - Micro-Ondes - Mikrowelle	700 - 1000 W	30 - 50 min	1 h 30 - 2 h
Toaster - Grille Pain	800 - 1500 W	20 - 40 min	1 h - 2 h
Fridge - Réfrigérateur - Kühlschrank (40 L)	45 W	12 h	35 h
Kettle - Bouilloire - Wasserkocher	700 - 2500 W	15 - 45 min	35 min - 2 h
Espresso coffee maker - Cafetière espresso - Espresso-Maschine	1000 - 1600 W	20 - 30 min	1 h - 1 h 30
Drip coffee maker - Cafetière filtre - Filterkaffee-Maschine	800 - 1200 W	25 - 40 min	1 h 30 - 2 h
ELECTRONIC - ÉLECTRONIQUE			
Mobile phone - Téléphone - Telefon	5 - 10 W	55 - 110 h	155 - 310 h
Laptop - Ordinateur portable	60 - 95 W	5 - 9 h	16 - 28 h
Radio	10 - 40 W	14 - 55 h	40 - 155 h
TV 15"	40 W	13 h 30	39 h
TV 21"	50 W	11 h	31 h
Video game console - Console de jeux vidéo - Konsole für Videospiele	39 - 100 W	5 - 13 h	16 - 39 h
Camera - Appareil photo - Fotoapparat	4 - 19 W	25 - 135 h	78 - 390 h
COMFORT - CONFORT			
Light - Eclairage - Beleuchtung	100 W	5 h 30	16 h
Electrical heater - Chauffage électrique - Elektrische Heizung	1800 - 2500 W	12 - 20 min	35 - 45 min
Fan - Ventilateur - Lüfter	50 W	11 h	31 h
Hairdryer - Séche cheveux - Fön	1000 - 2000 W	15 - 30 min	45 min - 1h 30
SAILING - NAUTISME			
Navigation lights - Feux de navigation - Navigationslichter	24 W	30 h	80 h
Radar	24 W	30 h	80 h
Autopilot mode - Pilote automatique	60 W	9 h	30 h
GPS/Sat nav. - GPS	6 W	110 h	310 h

* Usage duration (h) = $\frac{80\% \times \text{Capacity (Ah)} \times \text{Optimum Efficiency (\%)} \times \text{Input DC (V)}}{\text{Power (W)}}$

MADE IN CHINA	Power	Peak power	Pure Sin Wave	Optimum Efficiency	Input DC	Output AC	Output USB (2,1) DC	max 150W	Universal	Remote	Weight	Height	L x W x H cm / kg
CONVERGYS 150	150W	300W	—	90,5%	12V	230V	5V · 2 A	•	•	—	0,5 kg	N/A	8 × 16,5 × 24,7 / 0,45
CONVERGYS 300	300W	600W	—	85%	12V	230V	5V · 2 A	•	•	—	0,95 kg	N/A	21,3 × 20 × 6,8 / 0,95
PSW 601W RC-12	600W	1200W	•	90%	12V	230V	5V · 2 A	—	•	•	2,2 kg	26,5 × 17 × 7,5	31 × 22 × 12 / 2,3
PSW 1002W RC-12	1000W	2000W	•	90%	12V	230V	5V · 2 A	—	•	•	4,7 kg	37,5 × 21 × 10	44 × 27 × 16 / 4,5
PSW 1502W RC-12	1500W	3000W	•	90%	12V	230V	5V · 2 A	—	•	•	5 kg	37,5 × 21 × 10	44 × 27 × 16 / 4,6
PSW 2002W RC-12	2000W	4000W	•	90%	12V	230V	5V · 2 A	—	•	•	6,25 kg	38,5 × 25 × 10	43 × 32 × 16,5 / 5,7
MSW 82000	2000W	4000W	—	80%	24V	230V	5V · 2 A	—	•	•	5,8 kg	35 × 20 × 28	45,3 × 26,8 × 16,1 / 4,9
PSW 2002W RC-24	2000W	4000W	•	90%	24V	230V	5V · 2 A	—	•	•	6,25 kg	38,5 × 25 × 10	43 × 32 × 16,5 / 5,7

12 V CONVERGYS CONVERGYS



12 V PSW PURE SINE WAVE



24 V MSW MODIFIED SINE WAVE



24 V PSW PURE SINE WAVE



INCLUDED FOR ALL



PORTABLE ENERGY

DC/AC

OPTIONS

Solar panel
for Power pack 520, 1300, 14.22, Energys DC/DC
monocrystalline
ETFE quality - 18V - 100 W max
OUTPUT
USB 1 : 5V/3A
USB 2 : 5V/3A ; 9V/2A ; 12V/1.5A
Type C : 5V/3A ; 9V/2A ; 12V/1.5A
Jack : 18V/5.6A max
079410



POWER PACK 520
518 Wh **500 W**
027961



POWER PACK 1300
1280 Wh **1000 W**
071988



POWER PACK 14.22
1408 Wh **2200 W**
085206



USAGE DURATION	POWER						
	50 W	100 W	250 W	500 W	1000 W	1500 W	2200 W
POWER PACK 520	8 h	4 h	1 h 40	50 min	—	—	—
POWER PACK 1300	20 h	10 h	4 h	2 h	1 h	—	—
POWER PACK 14.22	22 h	11 h	4 h 30	2 h 15	1 h 05	45 min	30 min
POWER PACK 14.15 FC	22 h	11 h	4 h 30	2 h 15	1 h 05	45 min	—

FULL PROTECTION

Short-circuit protection,
Over-current protection,
Over-voltage protection,
Under-voltage protection
Over-load protection,
Temperature protection

MPPT integrated

Solar panel compatibility


OPTIONS

Power batt 14 External battery **NEW 02 2025**
for Power pack 14.15 FC
085213

1408 Wh - LiFePO4
42 x 30 x 25.5 cm / 12.8 kg



Solar panel for Power pack 14.15 FC
079403
monocrystalline - ETFE quality
48V - 220 W max
OUTPUT: **MC4** **NEW 04 2025**



POWER PACK 14.15 FC
1408 Wh **1500 W**

085169



LITHIUM Battery	CAPACITY	TYPE	INPUT	RECHARGING TIME			AC OUTPUT		DC OUTPUT	LIGHT	BOOSTER			OPTION COMPATIBILITY		L x W x H cm / kg	L x W x H cm / kg
				MAINS 0-100%	SOLAR PANEL 0-100% (depending on weather conditions)	DC CHARGING 0-100%	230V / 50 Hz (Pure Sine Wave)	Rating POWER OUT			Peak Power OUT	12V Petrol & Diesel (Lead / LFP)	1V/Cell	0V/Cell	SOLAR PANEL		
POWER PACK 520	20 Ah 518 Wh	LiPo	JACK DC ø3.5 (Main / solar charging): 12-30V 80W PD USB-C (DC charging): 45W	6 h 30	8 h 30 - 11 h 30	11 h 30	(x2) Type C / E / F / G / I	500 W	750 W (3sec)	(x1) PD USB-C: 45W max (x1) QC USB-C: 18W max (x2) USB-A: 5V - 2.4A	(x2) JACK DC ø5.5: 12V - 10A (x1) Cigarette Lighter: 12V - 10A	(x1) LED	—	—	—	26.4 x 23.4 x 16.3 / 5.14	33.5 x 23 x 34.5 / 6.2
POWER PACK 1300	50 Ah 1280 Wh	LFP	JACK DC ø5.5 (Main / solar charging): 12-30V 200W	7 h	12 h - 14 h	—	(x3) Type C / E / F (euro plug)	1000 W	2000 W	(x3) USB-A: 5V - 2.4A (x1) QC USB-A: 18W max (x2) PD USB-C: 100W max	(x2) JACK DC ø5.5: 12V - 10A (x1) Cigarette Lighter: 12V - 10A	(x1) LED	•	500 A	1000 A	36 x 27 x 28 / 17.5	45 x 39 x 39 / 20.6
POWER PACK 14.22	55 Ah 1408 Wh	LFP	JACK DC ø5.5 (Main / solar charging): 12-30V 200W	7 h 30	13 h - 15 h	—	(x3) Type C / E / F (euro plug)	2200 W	4400 W	(x3) USB-A: 5V - 2.4A (x1) QC USB-A: 18W max (x2) PD USB-C: 100W max	(x2) JACK DC ø5.5: 12V - 10A (x1) Cigarette Lighter: 12V - 10A	(x1) LED	•	500 A	1000 A	36 x 27 x 28 / 17.1	—
POWER PACK 14.15 FC	55 Ah 1408 Wh	LFP	C14 EURO PLUG (AC charging): 230Vac 1500W ANDERSON (solar charging): 30-60V 400W JACK DC ø5.5 (DC charging): 12V 120W	1 h	6 h - 8 h	11 h	(x3) Type C / E / F (euro plug)	1500 W	3000 W	(x3) USB-A: 5V - 2.4A (x1) QC USB-A: 18W max (x2) PD USB-C: 100W max	(x2) JACK DC ø5.5: 12V - 10A (x1) Cigarette Lighter: 12V - 10A	(x1) LED	•	500 A	1000 A	36 x 27 x 28 / 19.3	43 x 36.5 x 33.5 / 22

RECOMMENDATION	Game	Phone	Car	TV	Monitor	Tablet	Drill	Saw	Blender	Mixer	Light	Speaker	Radio	Other
POWER PACK 520	•	•	•	•	•	•	•	•	•	•	•	•	•	•
POWER PACK 1300	•	•	•	•	•	•	•	•	•	•	•	•	•	•
POWER PACK 14.22	•	•	•	•	•	•	•	•	•	•	•	•	•	•
POWER PACK 14.15 FC	•	•	•	•	•	•	•	•	•	•	•	•	•	•

JUMPER CABLES

320 A > 1000 A

056206					
564015					
056404					
056602					
056190					
056312					
056329					
056336					
056343					
056558					
056541					
056619					

PRO BRASS CLAMPS

BRASS CLAMPS, NON-INSULATED - Pincas laiton, non isolées - Messingklemmen, nicht isoliert - Pinzas de latón, no aisladas - Morsetti in ottone non isolati



					TYPE
056206	320 A	3m	—	16 mm ²	(CCA)
564015	500 A	3m	—	25 mm ²	(CCA)
056404	700 A	4,5m	—	35 mm ²	(CCA)
056602	1000 A	5,1m	—	50 mm ²	(100% Cu)
056190	1000 A	4,5m	INCLUDED	50 mm ²	(100% Cu)

MADE IN CHINA
MADE IN FRANCE

PRO INSULATED CLAMPS

INSULATED CLAMPS - Pincas isolées - Isolierte klemmen - Pinzas aisladas - Morsetti isolate



		ESSENCE BENZINE PETROL	DIESEL				TYPE	DIN 72553
056312	200 A	1,5l		3m	—	10 mm ²	≈ 0 Cu	—
056329	320 A	2,5l		3m	—	16 mm ²	≈ 0 Cu	•
056336	500 A	5,5l	3l	3,5m	—	25 mm ²	≈ 0 Cu	•
056343	700 A	7l	4l	4,5m	—	35 mm ²	≈ 0 Cu	•
056558	1000 A	7l	4l	4,5m	INCLUDED	50 mm ²	(100% Cu)	—

MADE IN CHINA
MADE IN FRANCE

SUPER PRO INSULATED CLAMPS

INCLUDED

MADE IN FRANCE

				TYPE				TYPE
056541	700 A	4,5m	35 mm ²	100% Cu	056619	1000 A	5m	50 mm ² 100% Cu

EV CHARGING

Rechargement EV • Laden für Elektrofahrzeuge
• Carga de EV • Ricarica per veicoli elettrici

6 A > 32 A

		RECHARGE TIME (20 to 100%)*													
		230 V (1 ph)						400 V (3 ph)							
Power Grid		6 A	8 A	10 A	13 A	16 A	20 A	6 A	8 A	10 A	13 A	16 A	20 A	32 A	
		1.4kW	1.8kW	2.3kW	2.9kW	3.7kW	4.6kW	4.1kW	5.5kW	6.9kW	8.9kW	11kW	14kW	22kW	
Example of battery capacity	10 kW	6h	4h30	3h30	3h	2h	1h30	1h	2h	1h30	1h	50 min	40 min	-	-
	20 kW	12h	9h	7h	5h30	4h30	3h30	2h	4h	3h	2h30	2h	1h30	-	-
	50 kW	29h	22h	18h	13h	11h	9h	5h30	9h	7h30	6h	4h30	3h	2h30	1h30
	60 kW	35h	26h	21h	16h	13h	10h30	6h30	11h30	9h	7h	5h30	4h	3h30	2h
	70 kW	40h	30h	24h	19h	15h	12h	7h30	13h30	10h	8h	6h30	5h	4h	2h30
80 kW	46h	34h	27h	22h	17h	14h	8h30	15h30	11h30	9h	7h	6h	4h30	3h	

*Indicated values

INCLUDED

	075320	080676
	✓	—
	—	✓
	✓	✓
	—	✓

more output options...

available on request

IP 65 ↓ 23 x 16 x 9 cm
↑ 46 x 20,5 x 38 cm / 6 kg



SUPER PRO SMART EV CHARGE

6 → 32A 1ph / 3ph

TIMER FUNCTION
Delay start 1h → 24h

075320
080676



EV CHARGING - PORTABLE

10/16 A 1 ph

028975



EV CHARGING - STANDARD CABLES

32 A 1 ph

079687



EV CHARGING - SPIRAL CABLE

32 A 1 ph

028982

32 A 3 ph

079694

	IP	U ₁	I ₁	P				
SUPER PRO SMART EV CHARGE	65	1 ph 3 ph + N	6/8/10/13/ 16/20/32 A	1,4 → 22kW	•	—	—	Type 2
EV CHARGING PORTABLE	66	1 ph	10 / 16 A	2,3 / 3,7kW	•	—	—	Type 2
EV CHARGING SPIRAL CABLE	66	1 ph	32 A	7,4 kW	—	•	•	Type 2
EV CHARGING STANDARD CABLES	55	1 ph	32 A	7,4 kW	—	•	•	Type 2
	55	3 ph	32 A	22 kW	—	•	•	

OPTION

↓ 21 x 43 x 57 cm
060432

IP67

EV BATTERY LIFT

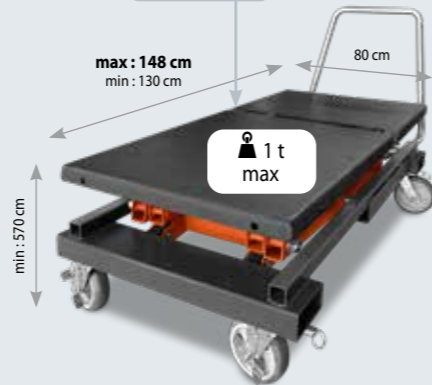
1T MOBILE LIFTING TABLE WITH HYDROPNEUMATIC PUMP - Table élévatrice mobile 1 tonne avec pompe hydropneumatique - Mobilier 1-Tonnen-Hubtisch mit hydropneumatischer Pumpe

083912
Weight : 385 kg



NEW
01 2025

Reserved holes pattern
- Quadrillage de trous taraudés
100 x 100 mm
M10



Hydropneumatic pump
- Pompe hydropneumatique
110 s ↑
30 s ↓
6-8 bar



1.2T LIFTING TABLE FOR ELECTRIC VEHICLE BATTERIES - Table de levage 1.2T pour batteries de véhicule électrique - 1.2T Hubtisch für Elektrofahrzeugbatterien



NEW
01 2025

Reserved holes pattern
- Quadrillage de trous taraudés
100 x 100 mm
M10



230 V ~1 phase 50 Hz

FAST : 45 s ↑

PRECISE : 170 s ↑

40 s ↓



083929
Weight : 760 kg

Included
Hydraulic oil 5 L
Huile hydraulique 5 L
062160



EV BATTERY ACCESSORIES

EQUIPMENT FOR OPERATIONS ON ELECTRIC AND HYBRID VEHICLES - Équipements pour opérations sur véhicules électriques & hybrides - Ausrüstung für den Betrieb von Elektro- und Hybridfahrzeugen

FACE SHIELD WITH HEADBAND
- ÉCRAN FACIAL AVEC SERRE-TÊTE
068018



INSULATING GLOVES (T10)
- GANTS ISOLANTS (T10)
068025



25 pieces insulated tools 1000V - Coffret de 25 outils isolés 1000V
- Box mit 25 isolierten Werkzeugen 1000V
066489



7/8/10/12/14/15/17/19/22 mm sockets - Douilles 7/8/10/12/14/15/17/19/22 mm	x 9	T-handle - Poignée en T	x 1
175 mm universal pliers in chrome vanadium - Pince universelle de 175 mm en chrome vanadium	x 1	Open ended wrenches 7/8/10/12/14/17 mm - Clés plates à fourches 7/8/10/12/14/17 mm	x 6
Cutting pliers 150 mm in chrome vanadium - Pince coupante 150 mm en chrome vanadium	x 1	Cable knife - Couteau pour câble	x 1
3/8" ratchet - Cluqiet en 3/8"	x 1	Philips PhH1x100/PhH2x100 mm screwdriver - Tournevis Philips PHH1x100/PHH2x100 mm	x 2
Extension 100 mm - Rallonge 100 mm	x 1	Flat screwdriver 5.5x125 / 4x100 mm - Tournevis plats 5.5x125/4x100 mm	x 2



Kit for marking the area of intervention
- Kit pour le balisage de la zone d'intervention
- Kennzeichnungsset für Hochvolt-Bereiche
064409



Red and white warning pole - Balise de signalisation rouge et blanche	x 4
Red and white bounding line - Chaîne de délimitation rouge et blanche	x 1
Sign board "Danger, working area EHV" - Pancarte de signalisation "Danger, zone de travail VEH"	x 2



TROUSERS - Pantalon - Hose



98% cotton,
2% antistatic
EN ISO 11611
Class 2-A1
& A2
S (40/42)
046368
M (44/46)
046375
L (48/50)
046382
XL (52/54)
046399
XXL (56/58)
046412

JACKET - Veste - Jacke



98% cotton, 2% antistatic
S (40/42) 046313
M (44/46) 046320
L (48/50) 046337
XL (52/54) 046344
XXL (56/58) 046351
IEC 61482-2
Class 1-4kA
EN ISO 11612
A1+A2-B1-C1-E3-F1
EN ISO 11611
Class 2-A1 & A2
EN 14404
+A1
Type 2
EN 1149-5

BATTERY LIFT

DIABLE JOBSITE XL


039568
↓ 18.3 kg ⊗ 66 x 47 x 20 cm / 19.5 kg



MULTITOOL TRUCK

max 200 kg
067158
↓ 90 kg
⊗ 123 x 79 x 39 cm / 95 kg

INCLUDED



ACCESSORIES



CLAMPS - Pinces - Klemmen - Pinzas - 充电夹

	40 A	60 A	60 A	200 A	300 A	600 A	650 A	700 A	850 A	1000 A	300 A	600 A
I 100%	30 A	60 A	60 A	100 A	200 A	120 A	120 A	120 A	170 A	200 A	-	-
I peak	75 A	150 A	150 A	200 A	300 A	600 A	650 A	700 A	850 A	1000 A	-	-
max	× 30 mm	× 25 mm	× 25 mm	× 38 mm	× 45 mm	× 40 mm	× 35 mm	× 28 mm	× 44 mm	× 55 mm	× 38 mm	× 38 mm
max	2.5 mm ²	10 mm ²	16 mm ²	16 mm ²	25 mm ²	35 mm ²	25 mm ²	25 mm ²	35 mm ²	70 mm ²	50 mm ²	95 mm ²

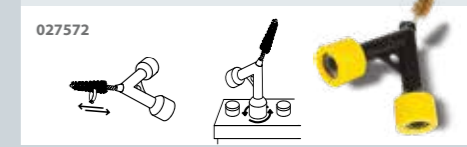
CABLE LUGS - Cosses - Terminal Kabelschuhe - Kabelschuhe

16 mm ² M10 ×10	038219	75 mm ² M16 ×10	038257	25 mm ² M5 ×100	047525	10 mm ² M16 ×100	047501
25 mm ² M10 ×10	038226					16 mm ² M15 ×100	047518
35 mm ² M14 ×10	038233			35 mm ² M6 ×100	047532	70 mm ² M10 ×100	047556
50 mm ² M14 ×10	038240	125 mm ² M15 ×5	038264	50 mm ² M10 ×100	047549	95 mm ² M10 ×50	047570

DINSE CONNECTORS - Connecteurs Texas - Stecker - Conectores

	I A max	mm ²	mm	mm	Compatibility	Ref.
CFM 25.14	200	10/25	14	9	CM 25.14, CF 25.14	x1 045507
CFM 50.21	300	35/50	21	13	CM 50.21, CF 50.21	x1 045606
CFM 70.21	400	50/70	21	13	CM 70.21	x1 047488
CM 25.14	200	10/25	14	9	CF 25.14	x20 045668
CM 50.21	300	35/50	21	13	CF 50.21	x10 045613
CM 70.21	400	50/70	21	13	CF 70.21	x5 045750
CM 95.24	500	70/95	24	13	CF 95.24	x5 047495
CF 25.14	200	10/25	14	9	CM 25.14	x30 045651
CF 50.21	300	35/50	21	13	CM 50.21	x10 045620
CF 70.24	400	50/70	24	13	CM 70.21	x5 045736
CF 95.24	500	70/95	24	13	CM 95.24	x5 072374

BATTERY TERMINAL CLEANING BRUSH



QUICK CONNECTORS



FUSES - Fusibles - Sicherungen - Fusibles - 保险丝

6.3A 054578	10A 056527	10A 054530	15A 054493	20A 054509	25A 054516	30A 054523	40A 054554	Ø10 mm 80 mm 100A 054486	Ø10 mm 30 mm 100A 054394	M5 150A 027930	M6 200A 054547	M6 250A 055568	M10 40A 054646	M10 50A 054622	M10 80A 054653	M10 125A 054585	M10 150A 054639
-------------	------------	------------	------------	------------	------------	------------	------------	--------------------------	--------------------------	----------------	----------------	----------------	----------------	----------------	----------------	-----------------	-----------------

Anti-arc protection 041318



Adjustable battery carrier 058354



Acidimeter (PH Meter) 054103



SOLAR POWERED CHARGER WITH ACCESSORIES

Kit solaire de maintien de charge avec accessoires - Solarpanel zur Ladeerhaltung mit Zubehör - Kit solar de mantenimiento de carga



CABLES EN 60245-6/H01N2-D (Rubber - Caoutchouc)


EN 60974-9	↔ L		A (60%)	A (35%)
16 mm ²	100 m	046252	121	131
	× m	046207		
25 mm ²	5 m	045408	165	185
	100 m	046603		
35 mm ²	× m	046306	211	243
	100 m	046702		
50 mm ²	× m	046405	275	323
	100 m	046801		
70 mm ²	× m	046757	351	419
	100 m	046832		
95 mm ²	× m	046863	433	527
	100 m	046832		

HIGH FLEXIBILITY ELECTRICAL CABLES

	↔ L		A (60%)	A (35%)
10 mm ²	100 m	054882	88	92
	20 m	056107		
16 mm ²	100 m	054905	120	130
	20 m	056121		
25 mm ²	100 m	054929	164	184
	20 m	056145		
35 mm ²	100 m	054943	210	240
	20 m	056169		
50 mm ²	100 m	054967	273	320
	20 m	056183		
70 mm ²	100 m	054950	310	380
	20 m	056176		

BATTERY TERMINAL - Cosses batterie - Polklemmen - Terminales batería - 电池端子

	↔ L		A (60%)	A (35%)
ø 10 mm / 35 mm ²	100 m	054431	121	131
	× m	054448		
ø 13 mm / 50 mm ²	100 m	054332	165	185
	× m	054349		
16 mm / 70 mm ²	100 m	054417	211	243
	× m	054424		
ø 10 mm / 35 mm ²	100 m	054356	275	323
	× m	054363		
ø 13 mm / 50 mm ²	100 m	054370	351	419
	× m	054387		



NEW

HAND LAMPS - Lampes baladeuses - Handleuchte

PORTABLE LAMP 400 L

400 lumens

COB LED
Li-ion
Charging time: 8h
operating time
High position: 2.5 h
Low position: 5 h
Top light (1 W): 6 h

↳ 23 x 6.5 x 4 cm / 480 g
↳ 13 x 7 x 23.5 cm

059153

PORTABLE LAMP PRO 600 L

250-600 lumens

COB LED, 80 CRI
3.7 V - 2200 mAh Li-ion
micro USB charging (3.5 h)
operating time
High position: 1.5 h
Low position: 4.5 h
Top light (100 lumens): 10 h

↳ 19 x 5.6 x 2.9 cm / 240 g
↳ 9 x 13 x 23.2 cm / 520 g
IP54

060883

UNDER BONNET LAMP - Lampe sous capot - Leuchte für Motorhaube

UNDER BONNET LAMP 600 L

500-1000 lumens

120 COB LED
3.7V - 4000 mAh Li-ion
charging time: 10/12 h
operating time
High position: 4 h
Low position: 8 h

↳ 26 x 10 x 10 cm
↳ 2.3 kg
↳ 23.5 x 12 x 69.5 cm

059962

UNDER BONNET LAMP 800 L

250-800 lumens

120 COB LED
3.7V - 4000 mAh Li-ion
charging time: 10/12 h
operating time
High position: 3 h
Low position: 6 h

↳ 2kg
↳ 60.7 x 15 x 11.3 cm

058002

INSPECTION LAMP - Lampe inspection - Inspektionslampen

INSPECTION LAMP MINI 350 L

0-350 lumens

COB LED
3.7V - 1100 mAh Li-ion
USB charging (3 h)
operating time
3 > 6.5 h

IP 20
075894

INSPECTION LAMP PRO 800 L

120-800 lumens

COB LED
3.7V - 2600 mAh Li-ion
USB charging (4 h)
operating time
2.5 > 9 h

IP 54
075900

FRONTAL INSPECTION LAMP 280 L

100-280 lumens

3 W COB LED
80 CRI+, 6500 K
3.7 V - 1500 mAh Li-po
micro USB charging
operating time
High position: 2 h
Low position: 6 h

IP 65 / ↳ 7.8 x 4.7 x 4.2 cm
↳ 40 x 8.8 x 5.5 cm / 200 g

060845

360° AMBIANT LAMP - Lampe ambiance 360°

AMBIANCE LAMP 360° PORTABLE 1000 L

60 > 1000 lumens

>80 CRI SMD LED
6500 K
3.7V - 5200 mAh Li-ion
USB charging (4.5 h) / USB power supply
operating time 2 > 27 h

↳ 26 x 7.5 x 7.5 cm / 660 g
↳ 7.8 x 8 x 35 cm
IP 54

059764

WORKLIGHT WITH TRIPOD - Projecteur sur trépied - Arbeitsleuchte mit Standfuß

TRIPOD LAMP 1800 L

1800 lumens

3x 55 COB LED
total 165 LED
1.8 m power cord

↳ 3.2 kg
↳ 95 x 14.5 x 14 cm

059146

TRIPOD LAMP 3000 L

3000 lumens

35 W COB LED
2 m power cord

IP 44
↳ 4.1 kg
↳ 103 x 21.5 x 10 cm

059979

TRIPOD LAMP 4000 L

4000 lumens

3x 20 COB LED,
total 60 LED
3 m power cord

↳ 6.4 kg
↳ 22 x 16 x 116 cm

059986

AUTOMOTIVE BATTERIES

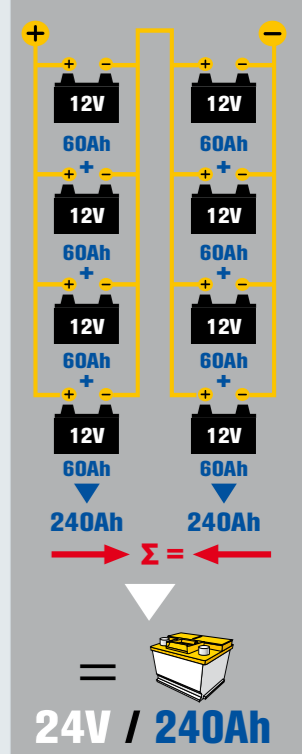
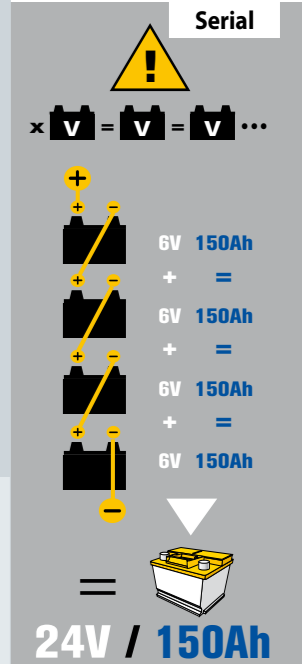
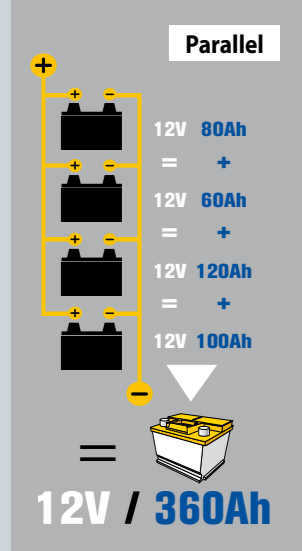
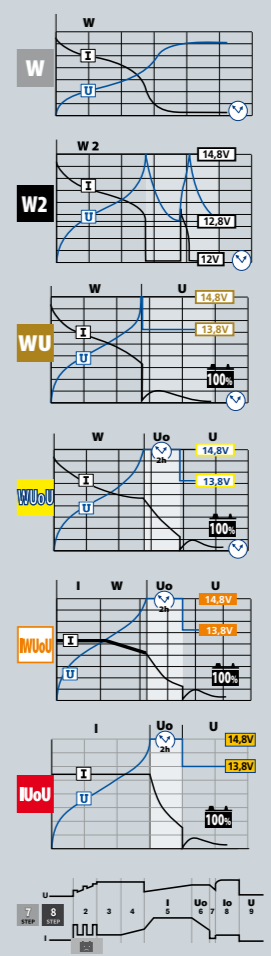
Batteries de démarrage - Starterbatterien - Baterias de arranque
- Automotive accu's - Baterias de Automóvel - Mnatopiec
орудитив - Пусковые батареи - 汽车启动电池

Curves	LIQUID Calcium / Silver	Start & Stop / AGM / EFB / GEL / Optima	Unattended charge	100% charged	Maintenance	Battery desulphation	Fast Charge	Fast Charge ++
W	✓	-	-	-	-	-	-	-
W2	✓	-	✓	-	-	-	-	-
WU	✓	-	✓	-	✓	-	-	-
WUoU	✓	✓	✓	✓	✓	-	-	-
IWUoU	✓	✓	✓	✓	✓	✓	✓	-
I REGULATED IUoU FAST CHARGE	✓	✓	✓	✓	✓	(except Artic)	✓	✓
7 STEP GYSFLASH Pb	✓	✓	✓	✓	✓	✓	✓	✓


GYSFLASH Lithium

8 STEP Li-ion 8 STEP LiFePO₄ 9 STEP Li-ion 9 STEP LiFePO₄

LiFePO₄ / Li-ion / Li-Po / NMC / LCO / MCO / NCA...



MARKETING



Type	FA1	FA2	SB1
complete - complet - komplett	062429	062443	061149
without display stand - sans linéaire - ohne Regal	062436	062450	062412

Retail display space with 2 shelves - Linéaire de vente avec 2 étagères - Lochwandregal mit 2 Böden (machines not included) 060784



INVEST IN THE FUTURE

CHARGE

2025 A

GYS France

Headquarters

1 rue de la Croix des Landes
CS 54159
53941 Saint-Berthevin - Cedex
Laval - France
Tel +33 2 43 01 23 60
E-mail service.client@gys.fr



ZI, 134 bd des Loges
53941 Saint-Berthevin
Laval - France

Logistic center

2 Rue Jean Dausset
53810 Changé - France
Tel +33 2 43 01 54 33

GYS Germany

Professor-Wieler
Straße 11
52070 Aachen
Deutschland
Tel +49 241/189-23-710
Fax +49 241/189-23-719
E-mail aachen@gys.fr

GYS UK

Unit 3 - Great Central Way
Rugby - Warwickshire
CV21 3XH
United Kingdom
Tel +44 1926 338 609
Fax +44 1926 429 764
E-mail uk@gys.fr

GYS Italia

Via Porta Est, 7
30020 Marcon - VE
Italia
Tel +39 041 53 21 565
E-mail italia@gys.fr

GYS Ibérica

Avenida Pirineos 31
Nave 9
San Sebastian de los Reyes
28703 Madrid
España
Tel +34 917 409 790
E-mail iberica@gys.fr

GYS China

Lot N°15 - 6666 bd Songze
201706 Qingpu
Shanghai - China
Tel +86 6221 4461
Fax +86 5226 0067
www.gys-china.com.cn
E-mail
contact@gys-china.com.cn

LinkedIn
 YouTube
 WeChat
 Facebook
 Instagram



www.gys.fr



Distributed by